


STEP-BY-STEP OPW CNG HOSE

STEP 1


NOZZLE



1

STEP 2



3-WAY VALVE



3WV-44PFG
3WV-46PFG

STEP 3


HOSE COMBO SIZE



3

STEP 4

FILL
BREAKAWAY




FLB-1000
FLB-5000



ILB-1
ILB-5

STEP 5

VENT
BREAKAWAY



NGVLB

CNG
Break Kit-1000
CNG
Break Kit-5000

COMBO



5

Nozzle

3-Way Valve
Options for
NT2A series

Hose Combination:
FILL Hose, WHIP Hose
Sizes with Dispenser/
Post Connection

Fill
Breakaway

Vent
Breakaway

Fill and Vent
Breakaway
Combo

WHIP HOSE DISPENSER
CONNECTIONS are SAE (JIC) 37
DEGREE SWIVEL FEMALE THREAD

44 = -4 x -4 [1/4" x 1/4"]
w/Dispenser/Post Connection
7/16"-20 x 7/16"-20

64 = -6 x -4 [3/8" x 1/4"]
w/Dispenser/Post Connection
3/4"-16 x 7/16"-20

66 = -6 x -6 [3/8" x 3/8"]
w/Dispenser/Post Connection
3/4"-16 x 3/4"-16

84 = -8 x -4 [1/2" x 1/4"]
w/Dispenser/Post Connection
7/8"-14 x 7/16"-20

86 = -8 x -6 [1/2" x 3/8"]
w/Dispenser/Post Connection
7/8"-14 x 3/4"-16



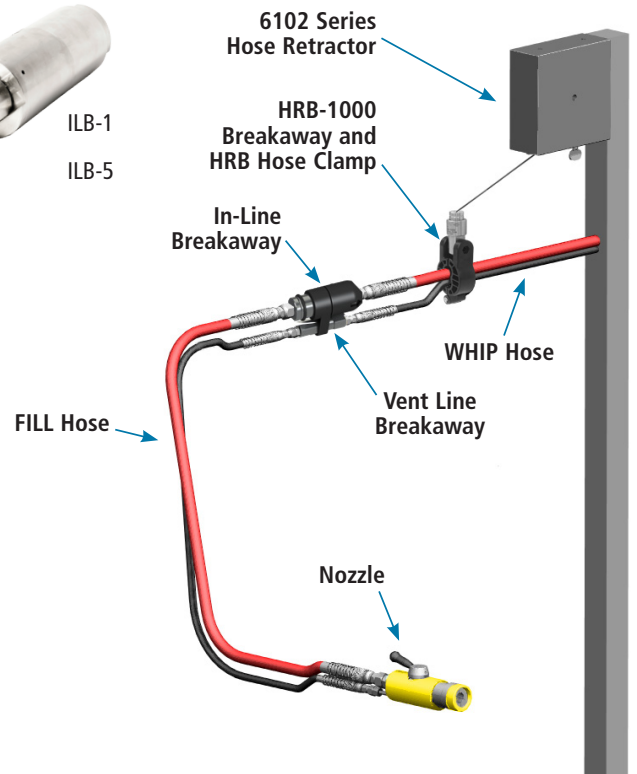
NT2AP36
NT2AP30



CT1000P36
CT1000LS



CT5000S



KIT ORDERING SPECIFICATIONS

STEP 6

FILL HOSE
LENGTH

STEP 7

WHIP HOSE
LENGTH

STEP 8


DISPENSER CONNECTION
WHIP HOSE FILL

STEP 9

DISPENSER CONNECTION
WHIP HOSE VENT

STEP 10

RETRACTORS
AND CLAMPS



LOCATE YOUR DISPENSER CONNECTION BELOW

Customer-specified
Dispenser/Post Connection
WHIP Hose FILL

MJ4 = MALE 37deg JIC 7/16"-20
MJ6 = MALE 37deg JIC 3/4"-16
MJ8 = MALE 37deg JIC 7/8"-14
MO4 = Male ORFS 7/16"-20
MO6 = Male ORFS 3/4"-16
MO8 = Male ORFS 7/8"-14
FO4 = Female ORFS 7/16"-20
FO6 = Female ORFS 3/4"-16
FO8 = Female ORFS 7/8"-14
MS4 = Male SAE 7/16"-20
MS6 = Male SAE 3/4"-16
MS8 = Male SAE 7/8"-14
FS4 = Female SAE 7/16"-20
FS6 = Female SAE 3/4"-16
FS8 = Female SAE 7/8"-14
Specify

Customer-specified
Dispenser/Post Connection
WHIP Hose VENT

MJ4 = MALE 37deg JIC 7/16"-20
MJ6 = MALE 37deg JIC 3/4"-16
MJ8 = MALE 37deg JIC 7/8"-14
MO4 = Male ORFS 7/16"-20
MO6 = Male ORFS 3/4"-16
MO8 = Male ORFS 7/8"-14
FO4 = Female ORFS 7/16"-20
FO6 = Female ORFS 3/4"-16
FO8 = Female ORFS 7/8"-14
MS4 = Male SAE 7/16"-20
MS6 = Male SAE 3/4"-16
MS8 = Male SAE 7/8"-14
FS4 = Female SAE 7/16"-20
FS6 = Female SAE 3/4"-16
FS8 = Female SAE 7/8"-14
Specify



FILL Hose
Length (feet)

WHIP Hose
Length (feet)

8
18
22
Specify

2
Specify

Specify your lengths & get a quote

Retractors
and Clamps

6102-CNG (-6 x -4)
6102-CNG2 (-8 x -6)
6102-CNG3 (-8 x -4)
6102-CNG4 (-4 x -4)
6102-CNG5 (-6 x -6)

HRB-0404

HRB-0604

HRB-0804

HRB-0606

HRB-0806

HRB-1000
(HOSE RETRACTOR
BREAKAWAY)

