

OPW INSTRUCTIONS

INSTALLATION INSTRUCTIONS OPW 66 (0075) 3/4" and 66-V (0250) 3/4"

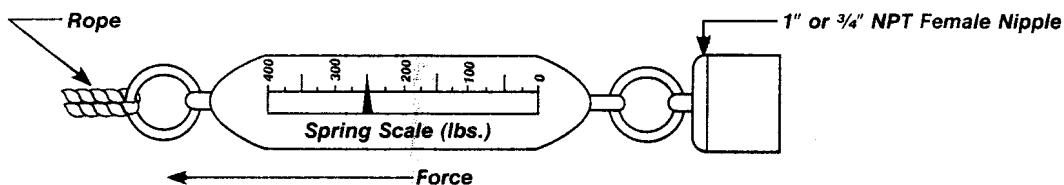
CAUTION:

- 1) OPW 66-V (0250) 3/4" has a maximum disengagement force of 250 pounds. Per UL requirements, it shall be determined that such pull force will not damage the hose assembly or dispensing device (See Figure A for test). Dispensing device must be securely bolted to the dispensing island.

Figure A

Pull Force Test

Attach a spring scale to the location where the breakaway will be installed. Apply a 250 pound pull force at various angles and check the emergency valves, dispenser and hose assembly. Release the load and complete the valve installation.



- 2) OPW 66-V (0250) 3/4" is designed to be used only once. It cannot be reused or reset after being separated.
- 3) The entire dispensing system must be inspected for damage after the 66-V (0250) 3/4" has been separated, and damaged parts replaced.

INSTALLATION:

- 1) CAUTION: DO NOT USE TEFLON TAPE. Use U.L. recognized pipe sealant on threaded connections.
- 2) CAUTION: When tightening OPW No. 66-V (0250) 3/4", wrench only on valve half adjacent to the hose fitting. Wrenching across valve halves can cause damage to the center "coupling." Do not wrench on the center "coupling." (See Figure D.)
- 3) Valve can be installed with flow in either direction.
- 4) **Side Hose Connection:** (See Figure B.)
Install OPW No. 66-V (0250) 3/4" downstream of hose retractor. Install a 9" minimum length hose or OPW 66-H (0075) between OPW 66-V (0250) 3/4" and nozzle. Total length of hoses and breakaway valve is not to exceed local state or federal codes.
- 5) **Overhead Hose Connection:** (See Figure C.)
Install OPW No. 66-V (0250) 3/4" with 9" minimum length hose or OPW 66-H (0075) onto dispenser as shown. Install hose between OPW 66-V (0250) 3/4" and nozzle. Total length of hoses and breakaway valve is not to exceed local state or federal codes.

Figure B

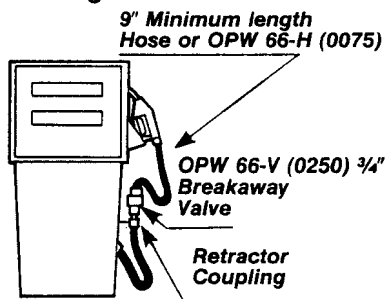


Figure C

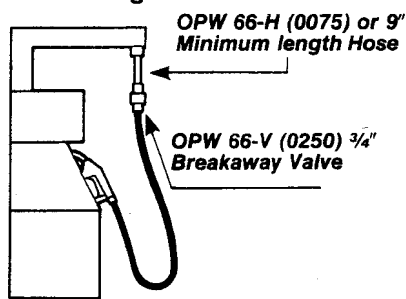
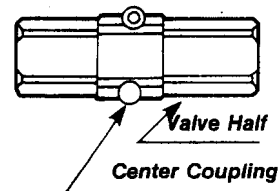


Figure D



OPW 
A DOVER COMPANY

P.O. Box 405003 - Cincinnati, Ohio 45240-5003
(513) 870-3219 - (800) 422-2525 (orders only)
(513) 870-3100 (other calls)



P.O. Box 405003 - Cincinnati, Ohio 45240-5003
(513) 870-3219 - (800) 422-2525 (orders only)
(513) 870-3100 (other calls)

OPW warrants that products sold by it are free from defects in materials and workmanship for a period of one year from the date of manufacture by OPW (ECO products two years from date of manufacture.) Proof of purchase may be required. As the exclusive remedy under this limited warranty, OPW will at its sole discretion, repair, replace, or issue credit for future orders on any product that may prove defective within the one year date of manufacture period (repairs, replacements, or credits may be subject to prorated warranty for remainder of the original warranty period, complete proper warranty claim documentation required.) This warranty shall not apply to any product that has been altered in any way, which has been repaired by any other than a service representative authorized by OPW, or when failure is due to misuse, or improper installation or maintenance. OPW shall have no liability whatsoever for special, incidental, or consequential damages to any party, and shall have no liability for the cost of labor, freight, excavation, clean-up, downtime, removal, reinstallation, loss of profit, or any other cost or charges.

THIS WARRANTY IS IN LIEU OF ALL OTHER WARRANTIES, EXPRESSED OR IMPLIED, AND SPECIFICALLY THE WARRANTIES OF MERCHANTABILITY AND FITNESS FOR A PARTICULAR PURPOSE. THERE ARE NO WARRANTIES WHICH EXTEND BEYOND THE DESCRIPTION ON THE FACE HEREOF.

