

## OPW 66REC (100L) 3/4" BSPP DRY RECONNECTABLE BREAKAWAY

### CAUTION:

OPW 66REC (100L) 3/4" has a maximum disengagement force of 115kg. It shall be determined that such pull force will not damage the hose assembly or dispensing device (See Figure A for test). Dispensing device must be securely bolted to the dispensing island.

### PULL FORCE TEST

Attach a spring scale to the location where the breakaway will be installed. Apply a 115kg pull force at various angles and check the emergency valves, dispenser and hose assembly. Release the load and complete the valve installation.

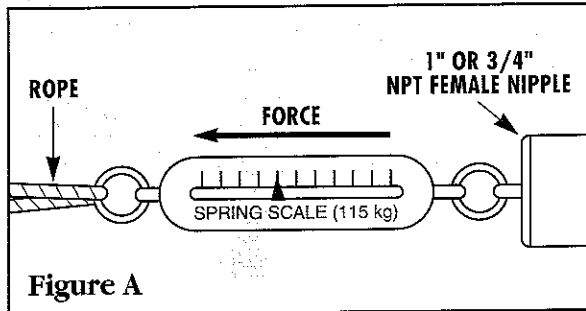


Figure A

### INSTALLATION:

**CAUTION: DO NOT USE TEFLON TAPE.  
USE PIPE SEALANT ON THREADED  
CONNECTIONS.**

**VALVE CAN BE INSTALLED WITH FLOW  
IN EITHER DIRECTION.**

However, it is recommended that the OPW 66REC (100L) be installed with the smaller end towards the dispenser, in high hanging hose applications for weather protection. This means that in low hose applications, the unit will have the smaller end on the nozzle side of the hose.

### SIDE HOSE CONNECTION: (SEE FIGURE B)

Install OPW 66REC (100L) 3/4" downstream of the hose retractor. Install a 230mm minimum length hose between OPW 66REC (100L) and nozzle. Total length of hoses and breakaway valve is not to exceed local state or federal codes.

### OVERHEAD HOSE CONNECTION: (SEE FIGURE C)

Install the OPW 66REC (100L) 3/4" with a 230mm minimum length hose onto dispenser as shown. Install hose between OPW 66REC (100L) 3/4" and nozzle. Total length of hoses and breakaway valve is not to exceed local state or federal codes.

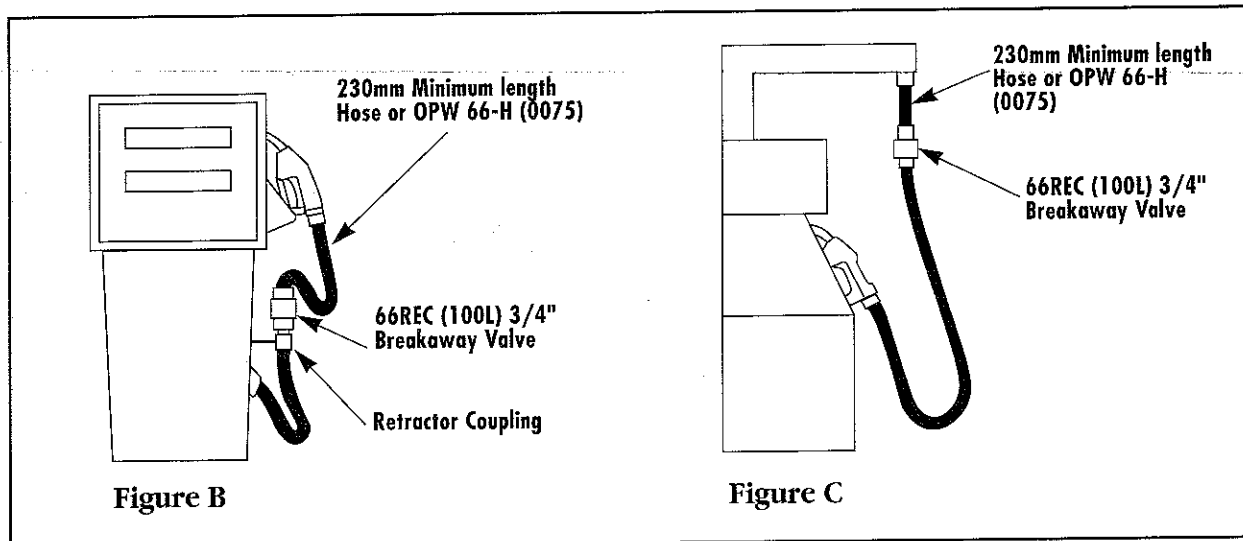


Figure B

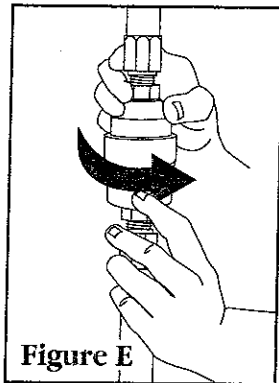
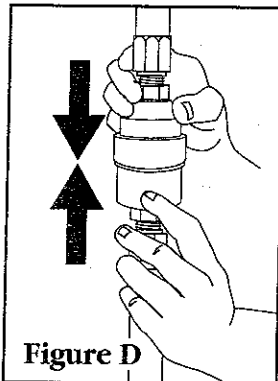
Figure C

SEE OTHER SIDE FOR RECONNECTION INSTRUCTIONS SHOULD SEPARATION OCCUR....

# STEPS FOR RECONNECTION

## AFTER A SEPARATION HAS OCCURRED:

1. Turn off dispenser.
2. Inspect the entire dispensing system including piping, emergency valves, hoses, nozzles, swivels and the OPW 66REC (100L) breakaway for any damage or noticeable leaking. Replace any damaged components in the system.
3. Clean and lubricate the O-ring and valve halves with light oil or silicone grease.
4. Push the top and bottom valve halves of the 66REC (100L) firmly together. (Figure D)



5. Holding the top of the valve half tightly, rotate the bottom half approximately 30 degrees until a click is heard, indicating a positive lock. (Figure E)
6. Your OPW 66REC (100L) is now re-installed. Pressurize the dispensing system and check for leakage as in step 2. If the system was not been damaged and a proper reconnection has been made, you may return the dispensing unit back to normal operation. However, should leakage occur, or if there is doubt about a proper reconnection being made, remove the unit from service and call your local maintenance company.




9393 Princeton-Glendale Road  
P.O. Box 405003  
Cincinnati, Ohio 45240-5003

Ph: (513) 870-3219  
Fax: (513) 870-9186



**ONE COMPANY. ONE WORLD. ONE SOURCE.**



## **OPW TERMS & POLICIES**

**Notice:** OPW/PISCES by OPW Inc. products must be used in compliance with applicable federal, state, provincial, and local laws and regulations. Product selection should be based on physical specifications and limitations and compatibility with the environment and material to be handled. OPW/PISCES by OPW Inc. makes no warranty of fitness for a particular use. All illustrations and specifications in this literature are based on the latest production information available at the time of publication. Prices, materials, and specifications are subject to change at any time, and models may be discontinued at any time, in either case, without notice or obligation.

### **OPW STANDARD PRODUCT WARRANTY**

OPW/PISCES by OPW Inc. warrants that products sold by it are free from defects in materials and workmanship for a period of one year from the date of manufacture by OPW/PISCES by OPW Inc. (ECO systems two years from date of manufacture. ECO replacement parts one year from the date of manufacture.) Proof of purchase may be required. For any product certified to California 2001 standards\*, OPW/PISCES by OPW Inc. warrants that products sold by it are free from defects in material and workmanship for a period of one year from date of manufacture or one year from date of registration of installation not to exceed 15 months from date of manufacture by OPW/PISCES by OPW Inc. As the exclusive remedy under this limited warranty, OPW/PISCES by OPW Inc. will at its sole discretion, repair, replace, or issue credit for future orders for any product that may prove defective within the one year date of manufacture period (**repairs, replacements, or credits may be subject to prorated warranty for remainder of the original warranty period, complete proper warranty claim documentation required.**)

PISCES by OPW, Inc. further guarantees that all PISCES primary pipe is free from defects in materials and workmanship for a period of ten (10) years from the date of manufacture. Any PISCES primary pipe proven to be Defective in materials or workmanship within said 10-year period will, at PISCES option, be repaired or replaced, or credit will be given for future orders. PISCES will bear the reasonable labor costs associated with the repair or replacement of non-conforming PISCES primary pipe when such pipe has been used exclusively in a complete PISCES Retractable System. Any defect will be corrected promptly upon written notification to PISCES by OPW, Inc. at P.O. Box 405003 Cincinnati, Ohio 45240, attention Rick Jones.

This warranty shall not apply to any product that has been altered in any way, which has been repaired by any other than a service representative authorized by OPW/PISCES by OPW Inc. or when failure is due to misuse, improper installation or maintenance. OPW/PISCES by OPW Inc. shall have no liability whatsoever for special, incidental, or consequential damages to any party, and shall have no liability for the cost of labor, freight, excavation, clean-up, downtime, removal, reinstallation, loss of profit, or any other cost or charges.

**\*Products certified to the California 2001 standards will have an OPW registration card enclosed/attached to the product.**

THIS WARRANTY IS IN LIEU OF ALL OTHER WARRANTIES, EXPRESSED OR IMPLIED, AND SPECIFICALLY THE WARRANTIES OF MERCHANTABILITY AND FITNESS FOR A PARTICULAR PURPOSE. THERE ARE NO WARRANTIES WHICH EXTEND BEYOND THE DESCRIPTION ON THE FACE HEREOF.

### **CUSTOMER SERVICE DEPARTMENT**

North America Toll Free - TELEPHONE: (800) 422-2525 or FAX (800) 421-3297

Email: [domesticsales@opw-fc.com](mailto:domesticsales@opw-fc.com)

[www.opw-fc.com](http://www.opw-fc.com)