

READ BEFORE INSTALLING

OPW's BREAKAWAY

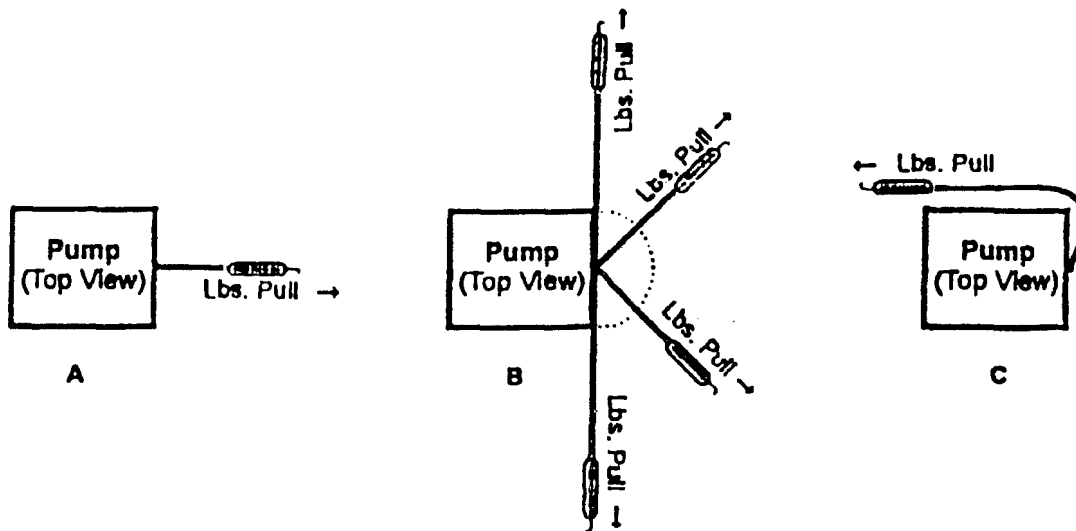
VAPOR RECOVERY SINGLE USE BREAKAWAY MODEL 66CSU

The 66CSU separates at pounds maximum pull force. *PRIOR TO INSTALLATION*, it shall be determined that such pull force will not damage hose assembly of dispensing device.

To determine if hose assembly and dispensing will withstand the required pull force, follow this procedure:

Attach a spring scale (NOTE: an adapter to engage the hook of spring scale should first be threaded onto hose fitting) to the end of hose assembly and pull in a straight line (as illustration A) the required 250 pounds maximum pull force. Repeat this procedure, pulling the hose as straight as possible at 45 degree intervals both to the right and left of the dispenser (as illustration B), and again repeat the procedure pulling the hose around dispensing cabinet (as in illustration C).

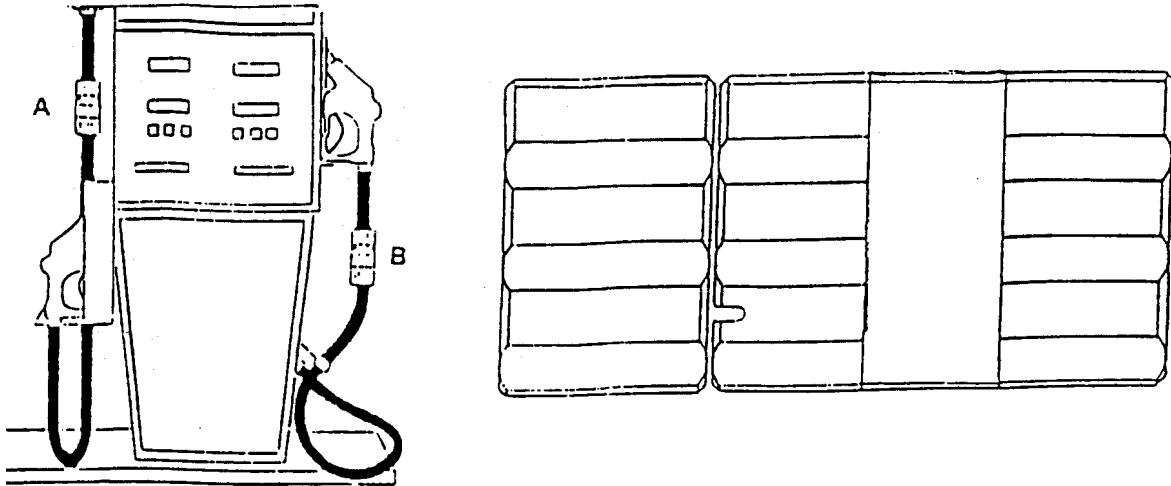
If hose assembly and dispensing device withstand the required 250 pounds maximum pull force, proceed with installation as instructed.



READ BEFORE INSTALLING

OPW's BREAKAWAY

VAPOR RECOVERY SINGLE USE BREAKAWAY MODEL 66CSU




INSTALLATION

1. Do not use Teflon Tape, use U.L. Listed Thread Sealant.
2. Wrench on Hex/Flat areas only. (Caution: See illustration on reverse side).
3. Installation: 66CSU MUST be installed with Flow Arrow Pointing toward nozzle.
 - A. On dispensers with overhead hose connection (illustration A), install Model 66CSU with a minimum of 10 inches of hose connected to dispenser outlet, as shown.
 - B. On dispenser with side hose connection (illustration B), install Model 66CSU with a minimum of 10 inches of hose connected between the breakaway and nozzle as shown.

WARNING

1. Hose could be caught on vehicle resulting in direct pull on retractor cable or pump, bypassing breakaway.
2. Pump dispenser cabinet must be bolted down securely.

WRENCH AND HOLD HERE
WHILE TURNING HOSE
INTO THE END OF
BREAKAWAY



OPW 
A DOVER COMPANY

P.O. Box 405003 - Cincinnati, Ohio 45240-5003
(513) 870-3219 - (800) 422-2525 (orders only)
(513) 870-3100 (other calls)



P.O. Box 405003 - Cincinnati, Ohio 45240-5003
(513) 870-3219 - (800) 422-2525 (orders only)
(513) 870-3100 (other calls)

OPW warrants that products sold by it are free from defects in materials and workmanship for a period of one year from the date of manufacture by OPW (ECO products two years from date of manufacture.) Proof of purchase may be required. As the exclusive remedy under this limited warranty, OPW will at its sole discretion, repair, replace, or issue credit for future orders on any product that may prove defective within the one year date of manufacture period (repairs, replacements, or credits may be subject to prorated warranty for remainder of the original warranty period, complete proper warranty claim documentation required.) This warranty shall not apply to any product that has been altered in any way, which has been repaired by any other than a service representative authorized by OPW, or when failure is due to misuse, or improper installation or maintenance. OPW shall have no liability whatsoever for special, incidental, or consequential damages to any party, and shall have no liability for the cost of labor, freight, excavation, clean-up, downtime, removal, reinstallation, loss of profit, or any other cost or charges.

THIS WARRANTY IS IN LIEU OF ALL OTHER WARRANTIES, EXPRESSED OR IMPLIED, AND SPECIFICALLY THE WARRANTIES OF MERCHANTABILITY AND FITNESS FOR A PARTICULAR PURPOSE. THERE ARE NO WARRANTIES WHICH EXTEND BEYOND THE DESCRIPTION ON THE FACE HEREOF.

