

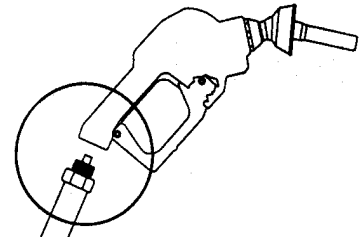
OPW INSTRUCTIONS INSTALLATION PROCEDURE

H-13156-M
JULY 1995
REV. A, 4-02

ADDING AN 18KVA HOLD OPEN RACK TO AN OPW NOZZLE

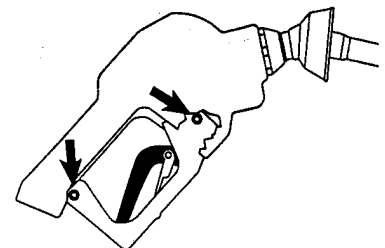
STEP 1

Remove nozzle from service.



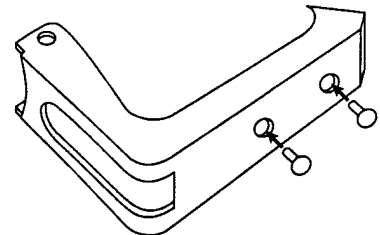
STEP 2

Remove the lever guard by either grinding or clipping off the two large rivets that attach it to the nozzle.



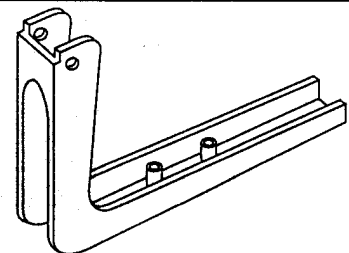
STEP 3

Position the two small rivets through the two front holes of the lever guard, with the rivets heads on the outside.



STEP 4

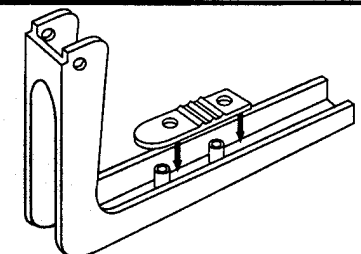
Place the lever guard with the rivets installed on a solid object, such as a concrete surface. Do not let small rivets fall out of the guard.



STEP 5

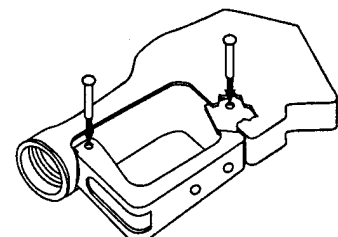
Install the hold open rack over the rivets on the inside surface of the lever guard. The rounded edge should be pointed towards the rear of the lever guard (hose end of the nozzle).

Using the small rivet tool and a hammer, clinch the rivets that attach the hold open rack to the lever guard.



STEP 6

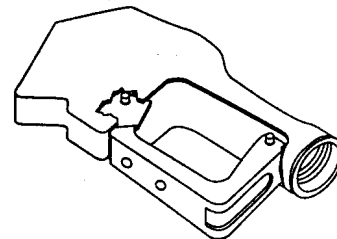
Position the lever guard on the nozzle body as shown. Place the two large rivets into the lever guard attach holes.



STEP 8

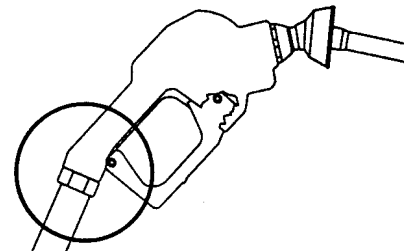
Position the nozzle on its side with the heads of the lever guard attach rivets down on the concrete surface.

Using the large rivet tool and a hammer, clinch the large rivets that attach the lever guard.



STEP 9

Return nozzle to service.



PRODUCT WARRANTY:

OPW warrants that products sold by it are free from defects in materials and workmanship for a period of one year from the date of manufacture by OPW (ECO products two years from date of manufacture.) Proof of purchase may be required. As the exclusive remedy under this limited warranty, OPW will at its sole discretion, repair, replace, or issue credit for future orders on any product that may prove defective within the one year date of manufacture period (repairs, replacements, or credits may be subject to prorated warranty for remainder of the original warranty period, complete proper warranty claim documentation required.) This warranty shall not apply to any product that has been altered in any way, which has been repaired by any other than a service representative authorized by OPW, or when failure is due to misuse, or improper installation or maintenance. OPW shall have no liability whatsoever for special, incidental, or consequential damages to any party, and shall have no liability for the cost of labor, freight, excavation, clean-up, downtime, removal, reinstallation, loss of profit, or any other cost or charges.

THIS WARRANTY IS IN LIEU OF ALL OTHER WARRANTIES, EXPRESSED OR IMPLIED, AND SPECIFICALLY THE WARRANTIES OF MERCHANTABILITY AND FITNESS FOR A PARTICULAR PURPOSE. THERE ARE NO WARRANTIES WHICH EXTEND BEYOND THE DESCRIPTION ON THE FACE HEREOF.

WARNING: OPW products should be used in compliance with applicable federal, state and local laws and regulations. Product selection should be based on physical specifications and limitations and compatibility with the environment and material to be handled. OPW reserves the right to change specifications at any time without incurring obligations.

OPW

A **DOVER** COMPANY

P.O. Box 405003 - Cincinnati, Ohio 45240-5003
(513) 870-3219 - (800) 422-2525 (orders only)
(513) 870-3100 (other calls)