

# 66V SERIES SINGLE-USE BREAKAWAYS

## INSTALLATION AND MAINTENANCE INSTRUCTION



3/4" Model numbers: 66VL-075L / 66V-0075

1" Model numbers: 66VL-300L / 66V-1300



Please read these warnings and use the assembly instructions completely and carefully before starting. Failure to do so may cause product failure, or result in environmental contamination due to liquid leakage into the soil, creating hazardous spill conditions.

Check to make sure the unit is intact and undamaged and all parts have been supplied. Never substitute parts for those supplied. Doing so may cause product failure and void warranty.

Using electrically operated equipment near gasoline or gasoline vapors may result in a fire or explosion, causing personal injury and property damage. Be sure that the working area is free from such hazards, and always use proper precautions. At all times when product is in the storage tank keep the riser pipe capped, so the vapors cannot escape into the environment.



**THIS MANUAL MUST BE LEFT WITH FACILITY MANAGEMENT**

## 1. SAFETY


Check the breakaway label to the maximum separation pull force per model. Proceed all necessary tests prior and/or during installation as per EN 13617-2. The dispensing device must be securely bolted to the dispensing island.

All OPW Series 66V breakaways are designed to be used only once. The breakaway cannot be reused or reset after being separated.

The entire dispensing system must be inspected for damage after the 66V has been separated and damaged parts replaced.

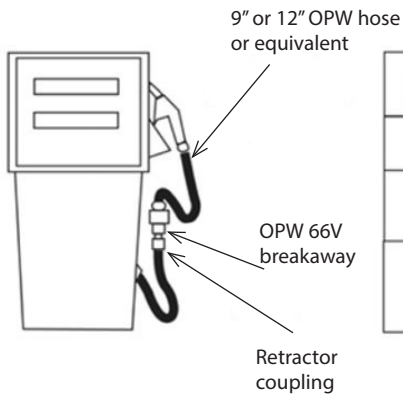
## 2. INSTALLATION

1. Use pipe sealant on threaded connections.

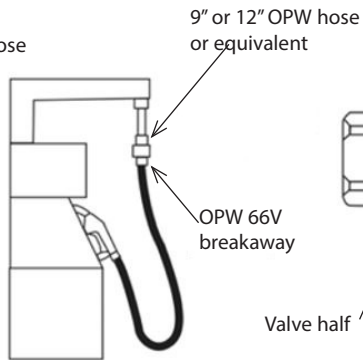
 Do not use plastic or teflon tape!

2. When tightening OPW 66V breakaway, wrench only on valve half adjacent to the hose fitting. Wrenching across valve halves can cause damage to the center "coupling". Do not wrench on the center "coupling" (see figure C).
3. The OPW 66V breakaway valve can be installed with flow in either direction.
4. **Side hose connection** (see figure A): Install OPW 66V breakaway downstream of hose retractor. For  $\frac{3}{4}$ " breakaway, install a 9" minimum length hose (OPW 66H-0075) between the breakaway and nozzle. For 1" breakaway, install a 12" minimum length hose (OPW 66H-1300) between the breakaway and nozzle. Total length of hoses and breakaway valve is not to exceed local, state, or federal codes.
5. **Overhead hose connection** (see figure B): For  $\frac{3}{4}$ " breakaway, install OPW 66V breakaway with a 9" minimum length hose (OPW 66H-0075) onto dispenser as shown. For 1" breakaway, install OPW 66V breakaway with a 12" minimum length hose (OPW 66H-1300) onto dispenser as shown. Install hose between OPW 66V and nozzle. Total length of hoses and breakaway valve is not to exceed local, state, or federal codes.

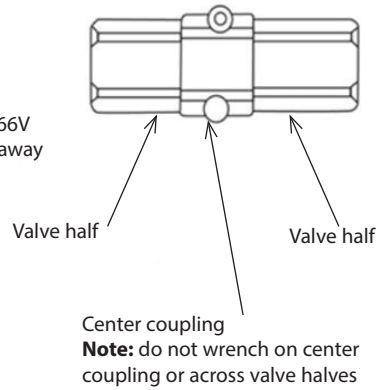
**Figure A**



**Figure B**



**Figure C**



### 3. OPW STANDARD PRODUCT WARRANTIES

NOTICE: FlexWorks by OPW, Inc., VAPORSAVER™ and all other OPW products must be used in compliance with all applicable federal, state, provincial and local laws, rules and regulations. Product selection is the sole responsibility of the customer and/or its agents and must be based on physical specifications and limitations, compatibility with the environment and material to be handled. All illustrations and specifications in this literature are based on the latest production information available at the time of publication. Prices, materials and specifications are subject to change at any time, and models may be discontinued at any time, in either case, without notice or obligation.

OPW warrants solely to its customer that the following products sold by OPW will be free from defects in materials and workmanship under normal use and conditions for the periods indicated:

Product	Warranty period
FlexWorks Primary Pipe	10 years from date of manufacture
All Products Certified to California 2001 Standards*	1 year from date of manufacture or from date of installation registration (not to exceed 15 months from date of manufacture)
All Other Products	1 year from date of manufacture

\*Products certified to California 2001 Standards will have an OPW registration card enclosed/attached to the product.

OPW's exclusive obligation under this limited warranty is, at its option, to repair, replace or issue credit (in an amount not to exceed the list price for the product) for future orders for any product that may prove defective within the applicable warranty period (repairs or replacements are subject to prorated warranty coverage for remainder of the original warranty period). Complete and proper warranty claim documentation and proof of purchase required. All warranty claims must be made in writing and delivered during the applicable warranty period to OPW Europe at Klasterec, Attention: Customer Service Manager—customerservice@opw-fce.com . No products may be returned to OPW without its prior written authority.

This limited warranty shall not apply to any FlexWorks or VAPORSAVER™ product unless it is installed by an OPW attested installer. This limited warranty also shall not apply to any FlexWorks, VAPORSAVER™ or other OPW product: unless all required site and warranty registration forms are completed and received by OPW within 60 days of installation; unless all piping connections are installed with a nationally-recognized or state-approved leak detection device in each tank and dispenser sump (which are not for storage and from which all discharge hydrocarbons must be removed, and the systems completely cleaned, within 24 hours); unless testable sumps utilize FlexWorks pipe and access fittings; unless a sump inspection log or an EPA recommended/required checklist is maintained and the results are furnished to OPW upon request; and unless OPW is notified within 24 hours of any known or when failure or defect is due to: improper installation or maintenance (including, without limitation, failure to follow FlexWorks Quick Reference Manual Installation Guide and all product warning labels); abuse or misuse; violation of health or safety requirements; use of another manufacturer's, or otherwise unauthorized, substances or components; soil or other surface or subsurface conditions; or fire, flood, storm, lightning, earthquake, accident or any other conditions, events or circumstances beyond OPW's control.

THIS LIMITED WARRANTY IS IN LIEU OF ALL OTHER WARRANTIES, EXPRESS OR IMPLIED, AND ALL OTHER WARRANTIES INCLUDING, WITHOUT LIMITATION, THE WARRANTIES OF MERCHANTABILITY AND FITNESS FOR A PARTICULAR PURPOSE, ARE HEREBY EXCLUDED. OPW shall have no other liability whatsoever, whether based on breach of contract, negligence, gross negligence, strict liability or any other claim, including, without limitation, for special, incidental, consequential or exemplary damages or for the cost of labor, freight, excavation, clean-up, downtime, removal, reinstallation, loss of profit, or any other cost or charges. No person or entity is authorized to assume on behalf of OPW any liability beyond this limited warranty. This limited warranty is not assignable.

### 4. REVISION

Revision number	Date	Description	Approved by
0	2016-08-23	First issue	David Kiklhorn