












M1062 Operator Guide / Icon Glossary

Use this guide as a reference to the icons you will find on the IAT touch-screen interface Main Screen.

Icon	Description and Use	Manual Section
	When there is no user logged in to the IAT you will see this icon. Push this button to enter login information	Login/Logout
	This icon shows when there is an Operator logged-in to the IAT. The Operator's identification number shows on the icon.	Login/Logout
	This button will be on when an approved Operator is logged in to the IAT. Approved Operators can set and make changes to items in the <i>Select Setup</i> screen.	Setup
	An Operator can use this button to silence the IAT sound for pumps currently in a CALLING or SALE state.	Silence
	This button will be on when an approved Operator is logged in to the IAT. Approved Operators can maintain price changes of products in the FSC.	Price Change
	An Operator can see all closed IAT pump transactions. If an optional printer is connected it is possible to print the transaction report.	Pump Transaction History
	<p>An FSC Terminal Status button is always available on the Main Screen. It is not necessary for an Operator to be logged in to see the status of Terminals in the system.</p> <p>The Terminal Status button on the Main Screen will identify the state of Terminals in the system in one of three colors:</p> <p> (Blue, Ready State) All Terminals are in a normal, ready state.</p> <p> (Yellow, Non-Critical Error) One or more terminals indicate a non-critical error (such as low paper or out of paper).</p> <p> (Red, Critical Error) One or more terminals indicate a critical error (such as no communication) and are not operational for outside transactions.</p>	Outdoor Terminal Status

Icon	Description and Use	Manual Section
Pump Icon Color/States		
	(Green, Up) Ready - Pump online. Ready to authorize by FSC or IAT.	PUMP ICON Col- or/State Chart
	(Yellow, Up) Calling - Pump online. Pump handle is lifted on a non-authorized pump.	
	(Green, Down) Authorized - Pump online. Pump authorized by IAT but not dispensing.	
	(Green, w/drip) Dispensing - Pump online. Pump authorized by IAT and dispensing fuel.	
	(Yellow, Down) Stopped - Pump online. Pump is in a Stopped state (most likely to time-out or max limit reached) and was authorized by IAT. The Pump will not go to sale state until the handle is hung up.	
	(Green, Dollar Flash) Sale - Pump online. Pump sale waiting for IAT to close sale.	
	(Gray, Up) This icon indicates pump states when authorization is done through the FSC: Ready - Pump online. Ready to authorize by FSC only. Calling - Pump online. Pump calling. Only available for FSC authorization. Reserved - Pump online, Pump reserved by FSC Authorized - Pump online. Pump authorized by FSC but not dispensing. Stopped - Pump online. Pump is in a Stopped state (most likely to time-out or max limit reached) and was authorized by FSC. The Pump will not go to sale state until the handle is hung up.	
	(Gray, Down) Dispensing - Pump online. Pump authorized by FSC and dispensing fuel.	
	(Red) Sentry - Pump online. Shut down by Pump Sentry. Down - Pump is offline.	