

A

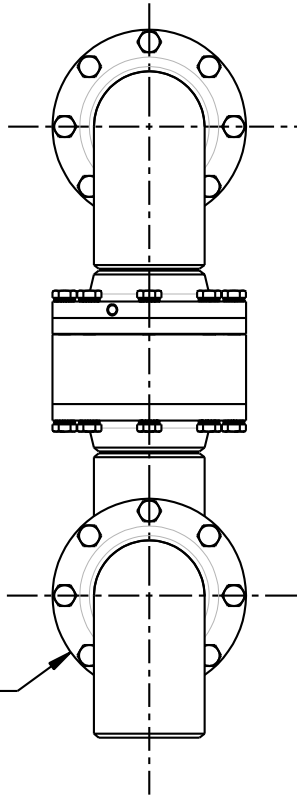
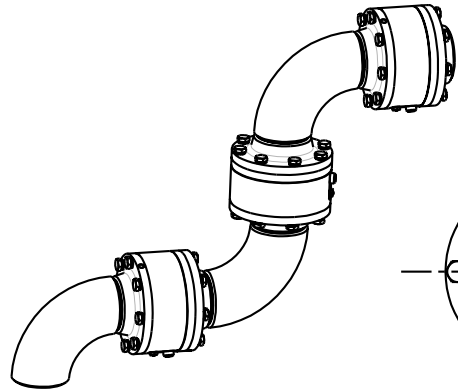
B

C

D

THIS DRAWING IS NOT TO BE SCALED. FOR ADDITIONAL INFORMATION. PLEASE CONTACT OUR ENGINEERING DEPT.

| REVISIONS | | | | | |
|-----------|-------|-------------|-------|----------|------|
| LTR | ECN # | DESCRIPTION | DRAWN | APPROVED | DATE |
| - | - | - | - | - | - |



Ø6-1/8 REF

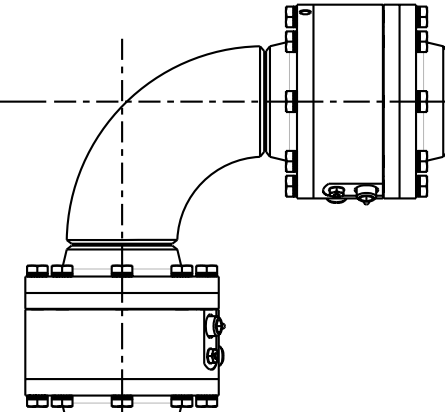
19-3/8 REF

4-1/2 REF

BUTT WELD EACH END

14-7/8 REF

25-1/8 REF



NOTES:

1. AIR TEST @ 5 psi & 70 psi, OR HYDROSTATIC TEST PER CUSTOMER SPECIFICATION.
2. MAXIMUM PRESSURE 500 psi.

CONFIDENTIAL THIS DOCUMENT CONTAINS INFORMATION WHICH IS PROPRIETARY TO OPW, AND SHOULD BE PROTECTED ACCORDINGLY.

DESCRIPTION: 3" SWIVEL, ENDURA DSF, STYLE 80W

| | | | |
|------------|--|----------|---------|
| SIGNATURES | | MO-DA-YR | REV: |
| DRAWN: SCK | | 01/22/10 | |
| CHECKED: | | | SIZE: C |
| MATERIAL: | | WEIGHT: | |

| | |
|--------------|------------|
| PART NUMBER: | 8X80W-03XX |
| SCALE: | 0.250 |
| SHEET | 1 OF 1 |

OPW Engineered Systems
 A DOVER Resources Company
 Lebanon, Ohio 45036 USA

3D GENERATED DRAWING

A

B

C

D