

A

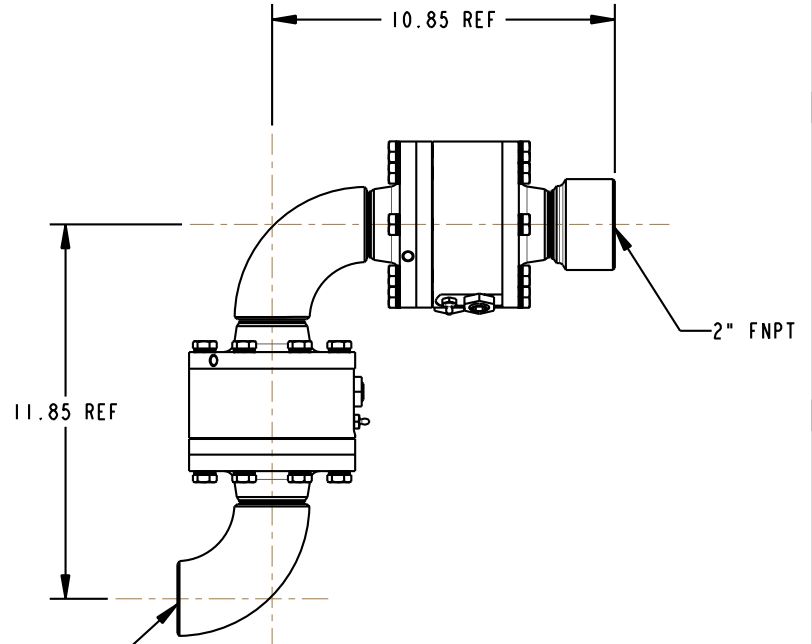
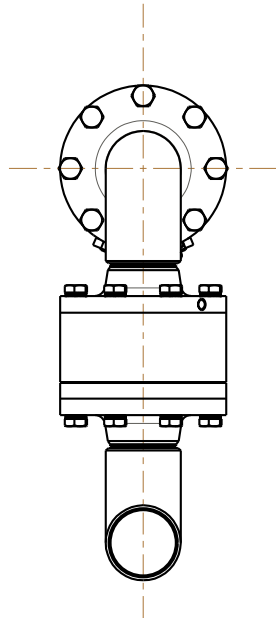
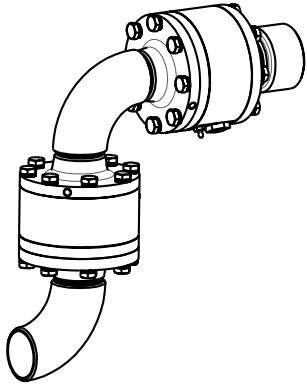
B

C

D

THIS DRAWING IS NOT TO BE SCALED. FOR ADDITIONAL INFORMATION. PLEASE CONTACT OUR ENGINEERING DEPT.

REVISIONS					
LTR	ECN #	DESCRIPTION	DRAWN	APPROVED	DATE
-	-	-	-	-	-



BEVELED FOR WELDING IN FIELD.

CONFIDENTIAL THIS DOCUMENT CONTAINS INFORMATION WHICH IS PROPRIETARY TO OPW, AND SHOULD BE PROTECTED ACCORDINGLY.		DESCRIPTION: 2" DSF SWIVEL, CST, WELD X 2" FNPT	
UNLESS OTHERWISE SPECIFIED TOLERANCES ON DIMENSIONS 3 DECIMALS +/- 0.005 2 DECIMALS +/- 0.015 1 DECIMAL +/- 0.030 ANGLES +/- 1/2 DEG MACHINED SURFACES 125 RMS MAX	SIGNATURES		MO-DA-YR
	DRAWN: DEH		01/07/2009
	CHECKED: -		-
	MATERIAL: CST		WEIGHT: -
REV: -		PART NUMBER: 8450WO-0202	
SIZE: C		SCALE: 0.250 SHEET 1 OF 1	
		3D GENERATED DRAWING	

A

B

C

D

1

1

2

2

3

3

4

4