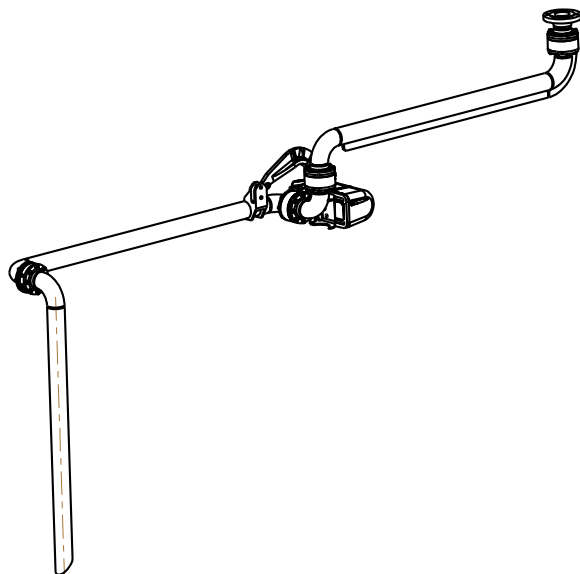
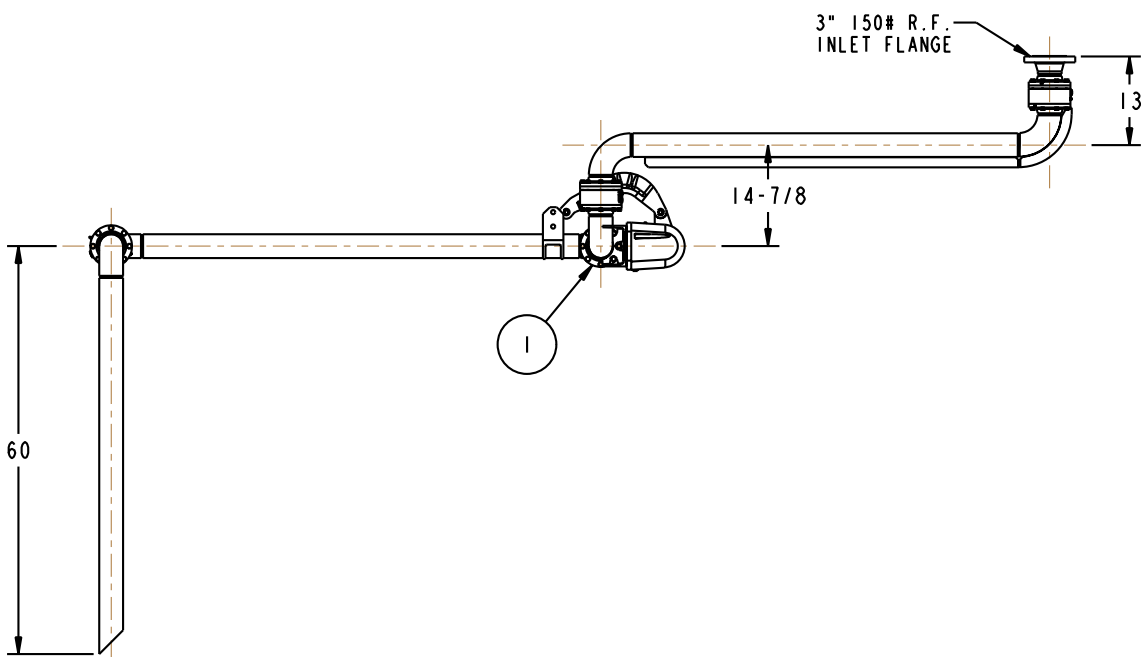
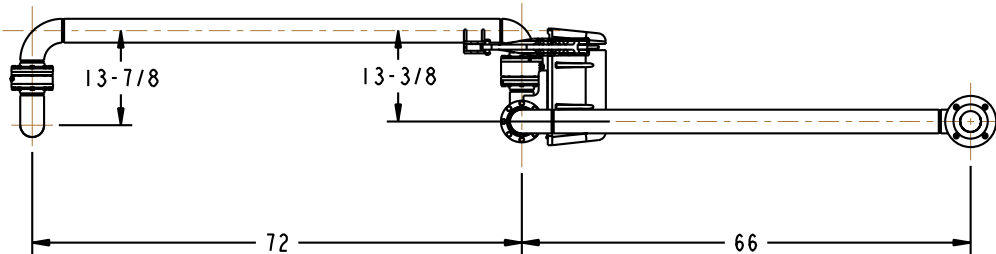


MATERIALS OF CONSTRUCTION	CARBON STEEL
SWIVEL JOINT SEALS	PTFE
PRODUCT	CAUSTIC SODA
ESTIMATED WEIGHT	350 LBS
MOMENT LOAD AT SPRING	6,200 IN-LBS
MOMENT LOAD AT INLET	25,000 IN-LBS
TEST PRESSURE	90 PSI
DESIGNED FOR PRODUCT RETENTION	NO
WEIGHT BY OTHERS	NONE

2	1	EA	790B-0030	EZ ADJUST TORSION SPRING BALANCE
1	1	EA	8476FW	3" SWIVEL ASSY, ENDURA DSF, CST
ITEM	QTY	UM	PART NUMBER	DESCRIPTION

THIS DRAWING IS NOT TO BE SCALED. FOR ADDITIONAL INFORMATION, PLEASE CONTACT OUR ENGINEERING DEPT.

REVISIONS					
LTR	ECN #	DESCRIPTION	DRAWN	APPROVED	DATE
-	-	-	-	-	-



CONFIDENTIAL THIS DOCUMENT CONTAINS INFORMATION WHICH IS PROPRIETARY TO OPW, AND SHOULD BE PROTECTED ACCORDINGLY.

DESCRIPTION: 3" LOADING ARM

SIGNATURES	MO-DA-YR
DRAWN: JLP	1/23/09
CHECKED: -	-
MATERIAL: CST	WEIGHT: -

REV: -	PART NUMBER:
SIZE: D	EGT33F-H143
SCALE: 0.075	SHEET 1 OF 4

OPW **Engineered Systems**
 A **ROBERT** Resources Company
 Lebanon, Ohio 45036 USA
 3D GENERATED DRAWING