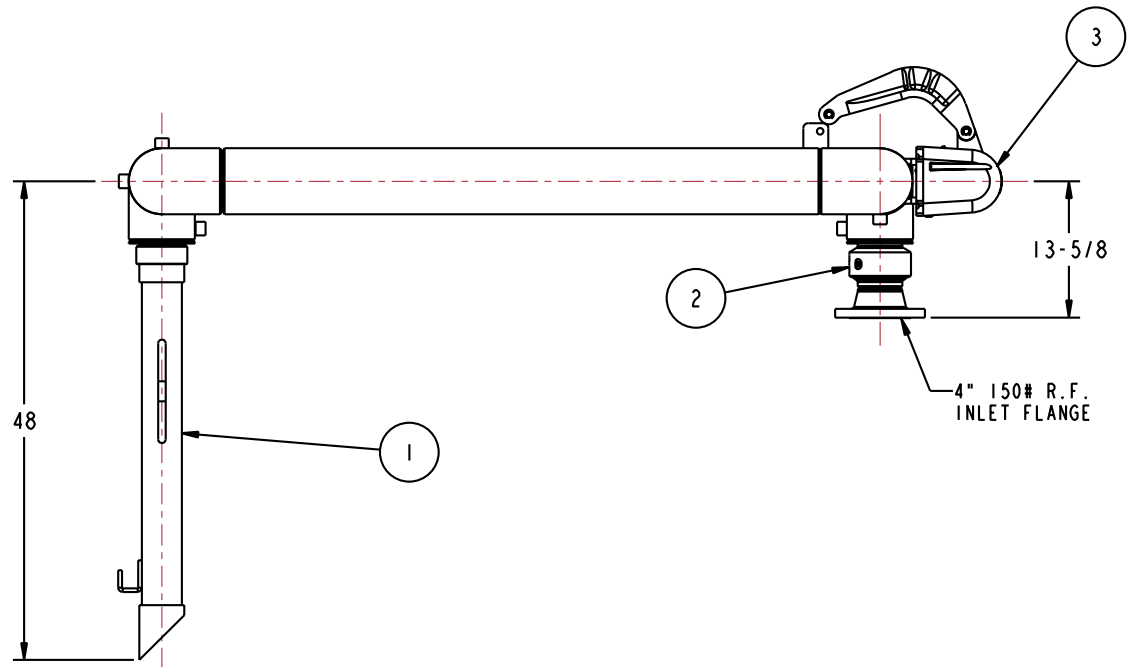
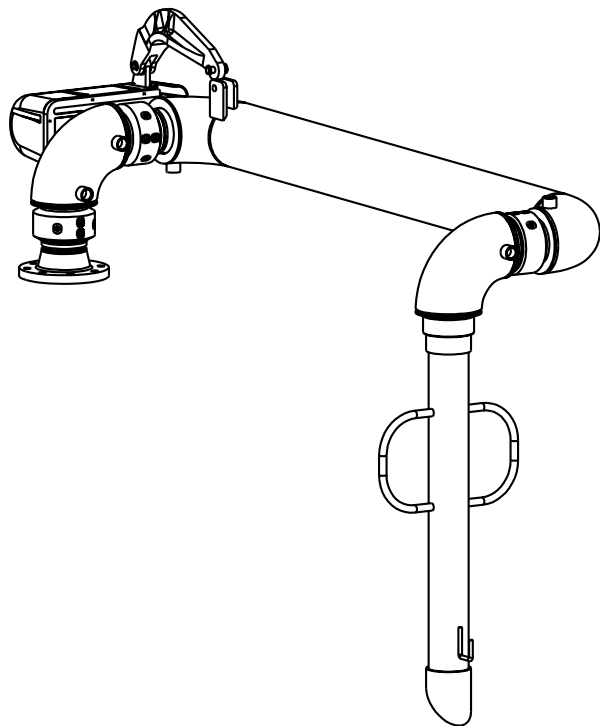
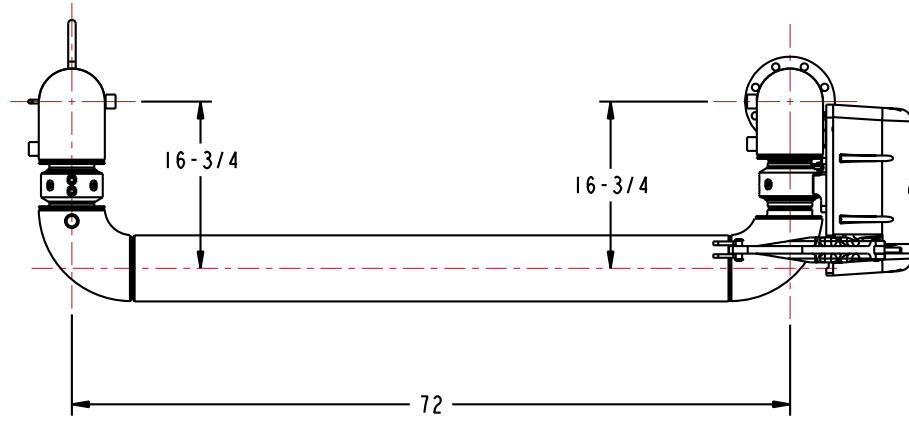


MATERIALS OF CONSTRUCTION	CARBON STEEL
SWIVEL JOINT SEALS	PTFE ENCAPSULATED SILICONE
PRODUCT	ASPHALT
ESTIMATED WEIGHT	525 LBS
MOMENT LOAD AT SPRING	12,950 IN-LBS
TEST PRESSURE	90 PSI
PRODUCT RETENTION	NO
WEIGHT BY OTHERS	INSULATION @ 2.5 LBS/FT
STEAM SUPPLY & RETURN HOSES	BY OTHERS

6	EA	H30911M	3/4" STREET ELBOW	
2	EA	H30913M	INTERNAL STEAM JUMPER HOSE	
3	I	790CLH-0045	LEFT HAND EZ ADJUST 'C' SPRING BALANCE	
2	I	3456FW	4" SWIVEL ASSY, ALL WELDED, CST	
1	I	N/A	4" CST DROP TUBE ASSY	
ITEM	QTY	UM	PART NUMBER	DESCRIPTION

THIS DRAWING IS NOT TO BE SCALED. FOR ADDITIONAL INFORMATION, PLEASE CONTACT OUR ENGINEERING DEPT.

REVISIONS					
LTR	ECN #	DESCRIPTION	DRAWN	APPROVED	DATE
-	-	-	-	-	-



CONFIDENTIAL THIS DOCUMENT CONTAINS INFORMATION WHICH IS PROPRIETARY TO OPW, AND SHOULD BE PROTECTED ACCORDINGLY.

DESCRIPTION: 4" TOP LOADING ARM, UFLH, JACKETED

SIGNATURES		MO-DA-YR
DRAWN: BJB		11/25/09
CHECKED:		
MATERIAL:	WEIGHT:	

REV: -  
SIZE: D

PART NUMBER:  
**J32F-H696**

**OPW Engineered Systems**  
A **ROTECH** Resources Company  
Lebanon, Ohio 45036 USA  
3D GENERATED DRAWING

SCALE: 0.110 SHEET 1 OF 5