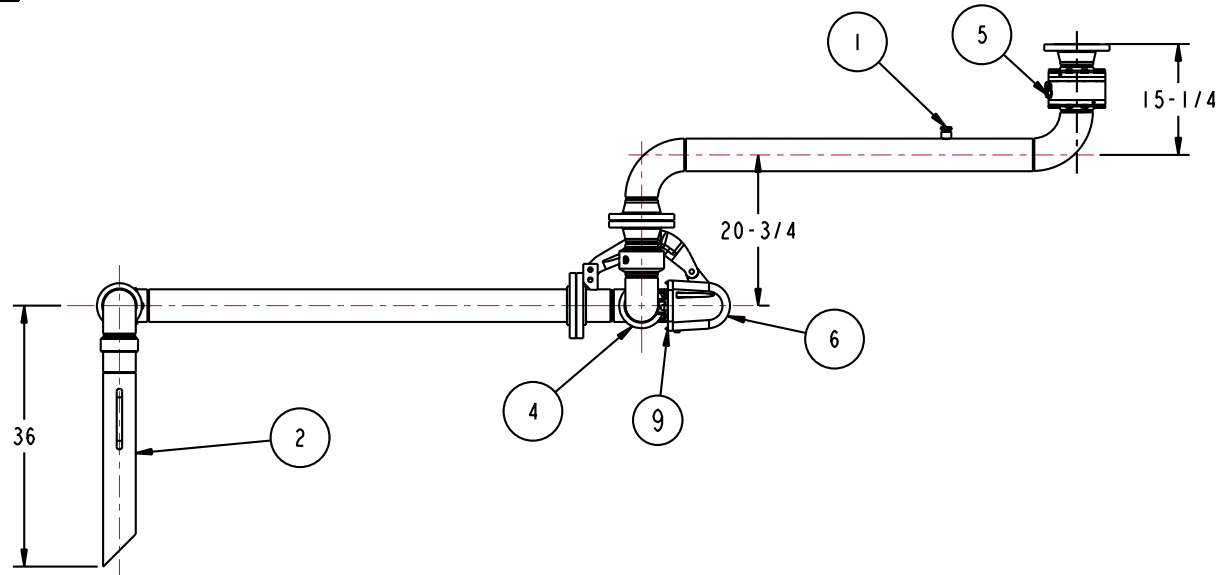
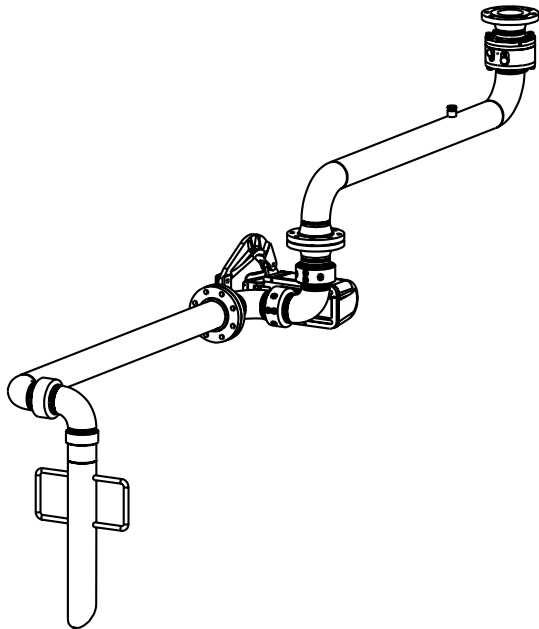
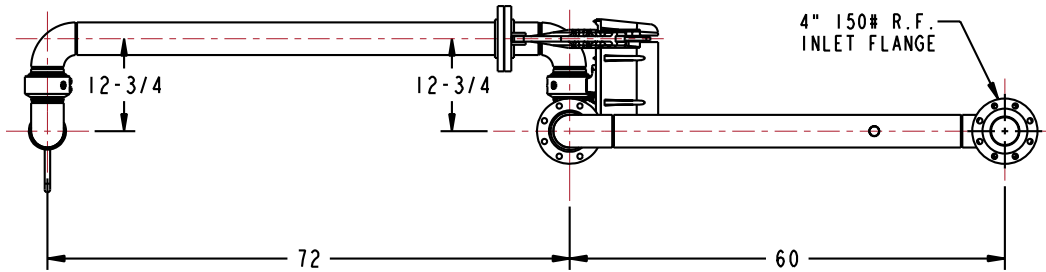


MATERIALS OF CONSTRUCTION	CARBON STEEL
SWIVEL JOINT SEALS	FLUOROCARBON
PRODUCT	ASPHALT
ESTIMATED WEIGHT	480 LBS
MOMENT LOAD AT SPRING	7,850 IN-LBS
MOMENT LOAD AT INLET	29,900 IN-LBS
FLANGE GASKETS	KLINGER SIL C5400
TEST PRESSURE	90 PSI
PRODUCT RETENTION	NO
WEIGHT BY OTHERS	INSULATION @ 4 LBS/FT

ITEM	QTY	UM	PART NUMBER	DESCRIPTION
9	1	EA	788L-0040	LOCKDOWN UNIT
6	1	EA	790C-0050	EZ ADJUST TORSION SPRING BALANCE
5	1		8430FW	4" SWIVEL, ENDURA DSF, CST
4	1	EA	3456FSBD-0402	4" SWIVEL, CST
3	1	EA	3440FW-H274	4" SWIVEL, CST
2	1	EA	N/A	4" CST DROP PIPE SPOOL
1	1	EA	HX83370ND	3/4" HEX HD PIPE PLUG, CST

THIS DRAWING IS NOT TO BE SCALED. FOR ADDITIONAL INFORMATION, PLEASE CONTACT OUR ENGINEERING DEPT.

REVISIONS			
LTR	ECN #	DESCRIPTION	DATE
-	-	-	-



CONFIDENTIAL THIS DOCUMENT CONTAINS INFORMATION WHICH IS PROPRIETARY TO OPW, AND SHOULD BE PROTECTED ACCORDINGLY.

DESCRIPTION: 4" LOADING ARM, RH, 18610

SIGNATURES	MO-DA-YR
DRAWN: BJB	2/17/09
CHECKED:	-
MATERIAL:	WEIGHT:

REV: -	PART NUMBER:
SIZE: D	<b>GT33F-H273</b>
SCALE: 0.080	SHEET 1 OF 2

**OPW** **Engineered Systems**  
 A **ROTTED** Resources Company  
 Lebanon, Ohio 45036 USA  
 3D GENERATED DRAWING