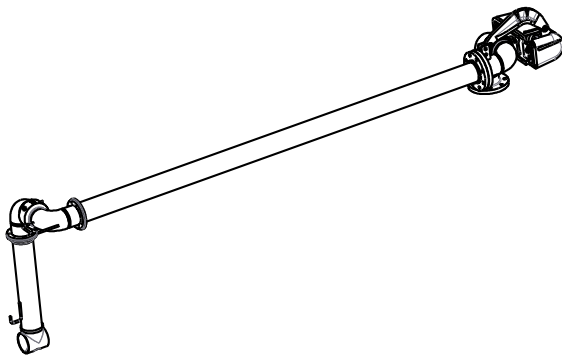
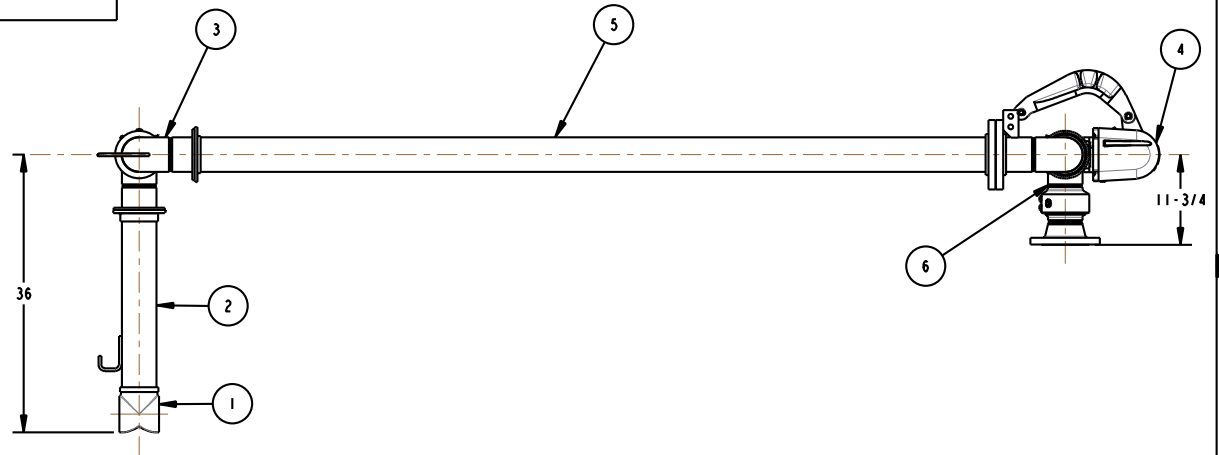
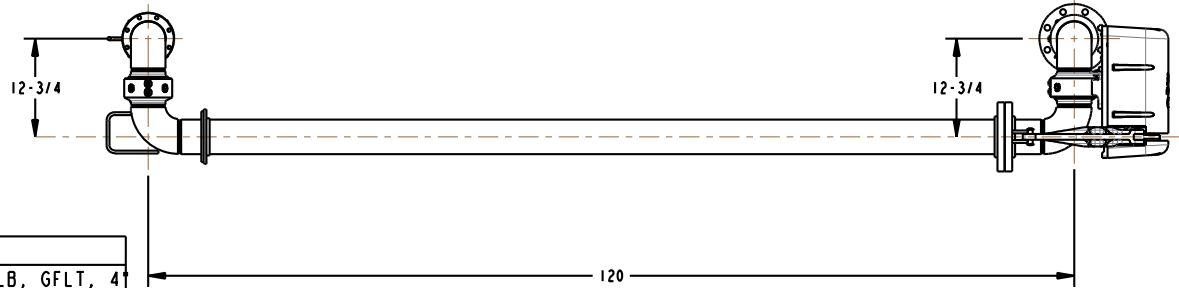


MATERIALS OF CONSTRUCTION	CARBON STEEL/ALUM
SWIVEL JOINT SEALS	FLUOROCARBON
PRODUCT	ASPHALT SERVICE
ESTIMATED WEIGHT	300 LBS
MOMENT LOAD AT SPRING	11,000 IN-LBS
MOMENT LOAD AT INLET	N/A
FLANGE GASKETS	KLINGER SIL C5400
TEST PRESSURE	90 PSI
PRODUCT RETENTION	NO
WEIGHT BY OTHERS	NO

THIS DRAWING IS NOT TO BE SCALED. FOR ADDITIONAL INFORMATION, PLEASE CONTACT OUR ENGINEERING DEPT.

REVISIONS					
LTR	ECN #	DESCRIPTION	DRAWN	APPROVED	DATE
-	-	-	-	-	-

ITEM	QTY	UM	PART NUMBER	DESCRIPTION
7	1	EA	788LLH-0045	LOCK DOWN KIT
6	1	EA	3456FS-0402	SWIVEL ASM, CST, TORSION BRKT, 150LB, GFLT, 4"
5	1	EA	N/A	OB-SPOOL, ALUM, 150XTTMA, 4"
4	1	EA	790CLH-0045	LEFT HAND EZ ADJUST 'C' SPRING BALANCE
3	1	EA	3444FT-0402-TPG	4" SWIVEL, CST, STYLE 40
2	1	EA	N/A	4" DROP PIPE
1	1	EA	464-0200	4" ALUMINUM TEE DEFLECTOR



CONFIDENTIAL THIS DOCUMENT CONTAINS INFORMATION WHICH IS PROPRIETARY TO OPW, AND SHOULD BE PROTECTED ACCORDINGLY.

DESCRIPTION: 4" LOADING ARM, CST/ALUM

UNLESS OTHERWISE SPECIFIED  
 TOLERANCES ON DIMENSIONS  
 3 DECIMALS +/- 0.005  
 2 DECIMALS +/- 0.015  
 1 DECIMAL +/- 0.030  
 ANGLES +/- 1/2 DEG  
 MACHINED SURFACES 125 RMS MAX

SIGNATURES	MO-DA-YR
DRAWN: JLP	10/06/10
CHECKED:	
MATERIAL: CST/ALUM	WEIGHT:

REV:	
SIZE: D	

PART NUMBER:	J32F-J261
SCALE: 0.050	SHEET 1 OF 2

OPW **Engineered Systems**  
 A **ROVEX** Resources Company  
 Lebanon, Ohio 45036 USA  
 3D GENERATED DRAWING