



OPW PRODUCT CATALOG

Europe • Middle East • Africa



AVANCE FUELING NOZZLE™



KPS PETROL PIPE SYSTEM™



FIBRELITE™



OPW TANK GAUGES



FORECOURT CONTROLLERS





Some of the
OPW Team

The Easy Choice

We offer you the most comprehensive, high-quality product range on the market. Our portfolio includes top brands such as KPS™, Fibrelite™, SiteSentinel® and AVANCE™. The new organization for Europe, the Middle East and Africa will serve you in any of the 19 languages we speak. Our technical support will train and support installers and service personnel. The design team will assist with drawings and specifications – and our customer service will ship your orders with a smile.

Welcome to OPW.



TABLE OF CONTENTS

UNDERGROUND STORAGE TANK EQUIPMENT—5

Fill Pipe Connection Equipment.....	6	Tank Venting Equipment.....	7
Overfill Prevention and In-Tank Equipment	6	Shut-off, Shear Valves and Check Valves.....	7

PIPING SYSTEMS—9

KPS™ 125/110 mm 4" Secondary Containment Piping.....	10	KPS™ 54 mm 1-1/2" Primary Piping	22
KPS™ 75/63 mm 2" Secondary Containment Piping.....	12	KPS™ 32 mm 1" Primary Piping	24
KPS™ 40/32 mm 1-1/2" Secondary Containment Piping.....	15	KPS™ Conduits.....	25
KPS™ 110 mm 4" Primary Piping	17	KPS™ Tools and Equipment.....	26
KPS™ 90 mm 3" Primary Piping	18	Flexworks.....	28
KPS™ 63 mm 2" Primary Piping	20		

COVERS & CONTAINMENT—29

Fibrelite™ Covers.....	30	Fibrelite™ Remote Fill Sumps.....	36
Fibrelite™ Tank Sumps for GRP Tanks.....	31	Fibrelite™ Underground Enclosures.....	37
Fibrelite™ Tank Sumps for Steel Tanks	32	Spill Containers	37
Fibrelite™ Tank Sumps for Retrofit to Existing Tanks.....	34	Fibrelite™ Entry Seals.....	38
Fibrelite™ Dispenser Sumps.....	35	Fibrelite™ Accessories	38

DISPENSING EQUIPMENT—39

AVANCE™ Conventional and Vapor Recovery Nozzles.....	40	OPW Conventional Nozzles.....	44
AVANCE™ High-flow Nozzles.....	41	OPW Conventional Swivels, Breakaways & Accessories	45
AVANCE™ Swivels, Breakaways and Swivelbreakaways.....	42	OPW Vapor Recovery Nozzles	46
AVANCE™ Conventional and Vapor Recovery Hoses.....	43	OPW Vapor Recovery Swivels & Breakaways	46

CNG EQUIPMENT—47

Nozzles.....	48	Accessories.....	48
In-line Breakaways and Hoses.....	48		

LPG EQUIPMENT—51

LPG Dispensing Equipment	52	LPG Tank Gauging Probes	52
Breakaways and Accessories.....	52		

ELECTRONIC FUEL MANAGEMENT SYSTEMS—53

SiteSentinel® Nano™ System	54	SiteSentinel® Flex Probes	58
SiteSentinel® Integra 100™ System.....	55	SiteSentinel® Sensors.....	58
SiteSentinel® Integra 500™ System.....	56	Forecourt Controllers.....	60
SiteSentinel® iTouch™ System.....	57	Line Leak Detection	60
SiteSentinel® Magnetostrictive Probes.....	58		

Our Promise...

Provide the Best Fueling Solutions for Our Customers



Local Presence

OPW has multiple Customer Service Centers and warehouses in Europe in order to provide best possible service and delivery times. Between us, we speak 19 different languages, so chances are good we can provide you service in your native language.



Product Range




The combined OPW, KPS™ and Fibrelite™ product range is one of the more compelling on the market. Not only can we offer pretty much everything you need for your filling station, we also have the top brands and the top quality products that you want – *now from a single source!*

The OPW brand portfolio includes brands such as KPS™, Fibrelite™, SiteSentinel® Integra™, iTouch™ and Nano™, AVANCE™ and PetroVend™. Our sales representatives can offer you solutions based on the broadest product range on the market. This catalog is an attempt to show you some of the products and services we offer. For additional products contact your OPW sales representative or your nearest OPW Customer Service Center.

OPW products may hold one or more listings or certifications with the following agencies:



OPW is a member of the following associations:



German Czech Dutch Slovak French Gre
Italian Serbian Arabic Polish English Serbian
Turkish Finnish Portuguese Russian Tamil Spanish Dutch Slova

Technical Support

Our technical support offers training and certification of installers, service technicians, designers and engineers.

The KPS installer training program has certified more than 3,000 installers worldwide and is run in a multitude of different languages so that non-English speaking participants can have the training in their native language. Technicians

installing our SiteSentinel tank gauging systems have access to online training for different consoles and software systems. By requesting certified and trained installers and technicians, fuel retailers can make sure they are getting good installations and proper service – every time. Our support personnel will also go on site to assist first time installers or to help solve practical problems.

We are always available to help you get things right, by phone, email or face to face.



Design Services

The OPW design team can develop customized specifications and standards for retailers or provide detailed, station-specific installation drawings. Detailed installation drawings simplifies the work on site. Any potential problems with interfacing products are identified at an early stage when they can easily be resolved. Improvised solutions that may compromise installation quality – or installation standstills – can be avoided entirely.

OPW designers can also provide training for in-house or third party design engineers that want to improve understanding of good installation principles in order to increase installation quality or save costs by optimizing product choice.



Underground Storage Tank Equipment



Underground Storage Tank Equipment

Fill Pipe Connection Equipment



Article Number	Description
633T-8075	4" Fill Pipe Adaptor, Aluminum Hard Coat Adaptor with Lugs
633T-8060	3x3" Fill Pipe Adaptor
633ABS-6300	3" Adaptor with Female Threads
633ABS-6400	4" Adaptor with Female Threads
633F-BR25	2-1/2" NPT Kamlok
633AST-0400	4x4" Kamlok
1611AVL-4X3	4"GR, 3" BSP Vapor Recovery Adaptor
634B-6300	3" Cap
634B-6250	2-1/2" Cap
634B-0180	4" Kamlok, Dust Plug
634B-BR25	2-1/2" Kamlok, Twim-Kam
634TE-7085	3" Cap
634TT-7085-EVR	4" Cap
1711-7000	4" Cap
1711T-7085-EVR	3" Cap



Overfill Prevention and In-tank Equipment



Article Number	Description
6150-4004	4" Overfill Valve, 4x5ft
6150-4BYE	4" Overfill Valve, 4x5ft, No Tubes, Lower O-ring
7150-400C	4" Vapor-Tight Overfill Valve
7150-410C	4" Vapor-Tight Overfill Valve
53VL-0060	2" Ball Float. 6 1/8" long. No Cage
53VL-0050	2" Ball Float. 5 1/8" long. No Cage
53VML-0120	2" Ball Float. 12" long. No Cage
61JSK-4RMT	Jack Screw Kit For Remote Application
CN19372ML	Supporting Cage 61-SO 4"

Spill Containers



Article Number	Description
1BSPT-2100	Spill Container Thread-on, BSPT, 18.9 litres
1BSPT-2400	Spill Container Thread-on, BSPT, 30 litres
1C-3101D	The EDGE 1™ SW Spill Container, 19 litres (5 gal) capacity, with Cast Iron Cover and Drain Valve.
1C-3112D	The EDGE™ DW Spill Container, 19 litres (5 gal) capacity, with Cast Iron Cover, Float Gauge and Drain Valve.
1-2100C-DEV	Product Fill Spill Container, 19 litres (5 gal) capacity, with aluminium cover.
1-2100	Spill Container Thread-on, NPT, 18.9 litres
1-2400	Spill Container Thread-on, NPT, 30 litres

Tank Venting Equipment

Article Number	Description
623V-2203	2" NPT, Pressure/Vacuum Vent, 3" WC
523V-1100	2", Pressure/Vacuum Vent, 8 oz
523V-3100	3", Pressure/Vacuum Vent, 8oz
23-0055	3", Open Atmospheric Vent
23-0045	1-1/2" Female, Open Atmospheric Vent
23-0044	1-1/2", Open Atmospheric Vent
23-0033	2", Open Atmospheric Vent
23-0034	2", Open Atmospheric Vent

Shut-off Valves, Shear Valves and Check Valves

Article Number	Description
10P-0152L	1-1/2" BSP, 10 Plus Shut Off Valve, Double Poppet
10P-0152	1-1/2" NPT, 10 Plus Shut Off Valve, Double Poppet
10BF-570L	1-1/2" BSP, Shut Off Valve, Single Poppet, Female Top
10BFP-571L	1-1/2" BSP, Shut Off Valve, Double Poppet, Female Top
10BM-580L	1-1/2" BSP, Shut Off Valve, Single Poppet, Male Top
10BM-5825	1-1/2" NPT, Shut Off Valve, Single Poppet, Male Top
10BHMP-5830	1-1/2" NPT, Shut Off Valve, Double Poppet, Male Top
10BU-5925	1-1/2" NPT, Shut Off Valve, Single Poppet, Union Top
10BU-590L	1-1/2" BSP, Shut Off Valve, Single Poppet, Union Top
10RMP-2004	2" NPT, Shut Off Valve, Double Poppet, Male Top
70-007L	1-1/2" BSP, Vertical Check Valve
70S-0075	Check valve with stablizer and test port
60VP-101L	1" BSP, Vapor saver emergency valve
60VSP-1001	1 x 1-1/2", Vaporline shear valve, poppeted
60V-DEF	60V DEF Shear Valve
14NL	1-1/2" BSP, Angle check valve
14NL-2	2" BSP, Angle check valve

Threads Overview

ISO – BSP Pipe Thread Chart

Thread type	ISO 7	BSP (British Standard Pipe Thread)
Tapered male	R	BSPT male
Tapered female	Rc	BSPT female
Parallel male	G male or Rs	BSPP male or BSP male
Parallel female	G female or Rp	BSPP female or BSP female

NPT Pipe Thread Chart


Thread type	NPT (National Pipe Thread Taper)
Tapered male	NPT male or MPT or MIP
Tapered female	NPT female or FPT or FIP





Piping Systems

- KPS Petrol Pipe System™
- Flexworks



Pipe



Conductive petrol pipes with permeation barrier and secondary containment

Article Number	Description	Remark	Ø (mm)	Length (m)
KP 125/110SCEC6	Pipe 125/110 mm, secondary contained conductive	Pipe 125 mm, primary 110 mm, 5.8 m lengths, 12 units per package	125/110	70 m
KP 125/110SCEC18	Pipe 125/110 mm, secondary contained conductive	Pipe 125 mm, primary 110 mm, 18 m lengths, 1 unit per package	125/110	18 m
KP 125/110SCEC30	Pipe 125/110 mm, secondary contained conductive	Pipe 125 mm, primary 110 mm, 30 m coil	125/110	30 m
KP 125/110SCEC50	Pipe 125/110 mm, secondary contained conductive	Pipe 125 mm, primary 110 mm, 50 m coil	125/110	50 m

Approved according to EN 14125, German standard, EN 13463-1, IP2 and ATEX 137 (directive 1999/92/EC).

Conductive connectors for pipe joints

Article Number	Description	Remark	Ø (mm)	Pack Size
KP CC-110	Conductor 110 mm, conductive		110	24

Connectors used to bridge joints thereby maintaining conductivity throughout the pipe system. Patented design.

Welding Sockets



Welding sockets for secondary containment

Article Number	Description	Remark	Ø (mm)	Pack Size
KP 2-125/110SC	Integrated welding socket 125/110 pipe, secondary contained		125/110	12
KP 2-125/110SCA	Integrated Welding Socket 125/110 pipe, 360° secondary contained.		125/110	8
KP 2-110	Welding socket 110 mm		110	10
KP 2-110R	Welding socket 110 mm, no pipe stop	Slides over the pipe	110	1

Termination Fittings



Secondary contained termination fittings

Article Number	Description	Remark	Ø (mm)	Pack Size
KP T125/110SC2A	Termination fitting 125/110 mm	With swiveling elbow test port fitting	125/110	8
KP T125/110SC2B	Termination fitting 125/110 mm	With straight test port fitting.	125/110	8
KP T125/110SC04	Termination fitting 125/110 mm	With plastic plug that seals the test port	125/110	8
KP T90025	Ball valve 1/4" for test port	For KP T model 04		1
KP T125/110B	Termination fitting 125/110 mm	No test port, for burial in soil	125/110	8

Bends, Elbows and Tees



Conductive secondary contained bends and elbows with permeation barrier

Article Number	Description	Remark	Ø (mm)	Pack Size
KP 3-125/110SCEC	Bend 90° 125/110 mm, secondary contained conductive		125/110	1
KP 33-125/110SCC	Moulded elbow 90° 125/110 mm, secondary contained conductive	Sharp radius	125/110	4
KP 4-125/110SCEC	Bend 45° 125/110 mm, secondary contained conductive		125/110	1

Conductive weldable elbows

Article Number	Description	Remark	Ø (mm)	Pack Size
KP 23-110C02	Elbow 90° 110 mm, conductive	Weldable	110	5
KP 24-110C02	Elbow 45° 110 mm, conductive	Weldable	110	6

Conductive tee with permeation barrier

Article Number	Description	Remark	Ø (mm)	Pack Size
KP 8-110FC03	Tee 110 mm, conductive	Equal tee	110	7

Entry Seals



Integrated entry seals and termination fittings

Article Number	Description	Remark	Ø (mm)	Pack Size
KP TM125/110SC2A	Entry seal and termination fitting	With swiveling elbow test port fitting. Threaded, no bolts necessary. Use hole saw Ø 168 mm.	125/110	6
KP TM125/110SC2B	Entry seal and termination fitting	With straight test port fitting. Threaded, no bolts necessary. Use hole saw Ø 168 mm.	125/110	6
KP TM125/110SC04	Entry seal and termination fitting	With plastic plug that seals the test port. Threaded, no bolts necessary. Use hole saw Ø 168 mm.	125/110	6
KP TM125/110SC20	Entry seal and termination fitting with pre-mounted transition fitting to DIN flange DN 80	With plastic plug that seals the test port. Threaded, no bolts necessary. Use hole saw Ø 168 mm.	125/110	2
KP T90025	Ball valve 1/4" for test port	For KP TM model -04.		1
KP TM125/90	Entry seal, pipe 125/110/90 mm	Threaded, no bolts necessary. Use hole saw Ø 168 mm.	125/110/90	8

Blind entry seal

KP TM125/90B	Blind entry seal, pipe 125/110/90 mm	Threaded, no bolts necessary. Use hole saw Ø 168 mm.	125/110/90	10
--------------	--------------------------------------	--	------------	----

Transition Fittings

Female transition fittings, conductive, plastic to steel

Article Number	Description	Remark	Ø (mm)	Pack Size
KP C17-110F	Transition fitting 110 mm, steel	4" BSPT female / Rc 4"	110	4
KP C17-110FL	Transition fitting 50 cm stub, 110 mm, steel	4" BSPT female / Rc 4"	110	1
KP C17-110/90F	Transition fitting 110/90 mm, reduced, steel	3" BSPT female / Rc 3"	110/90	4

Male transition fittings, conductive, plastic to steel

KP C17-110M	Transition fitting 110 mm, steel	4" BSPT male / R 4"	110	4
KP C17-110ML	Transition fitting 50 cm stub, 110 mm, steel	4" BSPT male / R 4"	110	1
KP C17-110/90M	Transition fitting 110/90 mm, reduced, steel	3" BSPT male / R 3"	110/90	4

Female transition flange fittings, with spacer, conductive, plastic to steel

KP C16-110F	Transition fitting 110 mm, steel	4" BSPT female / Rc 4"	110	1
KP C16-110FL	Transition fitting 50 cm stub, 110 mm, steel	4" BSPT female / Rc 4"	110	1
KP C16-110/90F	Transition fitting 110/90 mm, reduced, steel	3" BSPT female / Rc 3"	110/90	1

Male transition flange fittings, with spacer, conductive, plastic to steel

KP C16-110M	Transition fitting 110 mm, steel	4" BSPT male / R 4"	110	1
KP C16-110ML	Transition fitting 50 cm stub, 110 mm, steel	4" BSPT male / R 4"	110	1
KP C16-110/90M	Transition fitting 110/90 mm, reduced, steel	3" BSPT male / R 3"	110/90	1

Conductive stub flanges, DIN flanges and gaskets for pipe termination

KP C20-110	Stub flange, DIN flange and gasket 110 mm, steel		110	2
KP C20-110L	Stub flange, 50 cm stub, DIN flange and gasket 110 mm, steel		110	1
KP W6-110	Separate threaded DIN flange 110 mm, steel	BSPT 4" female / Rc 4"	110	1
KP C20-110/90	Stub flange, DIN flange and gasket 110/90 mm, steel		110	1

Separate flange in stainless steel available upon request

Compression transition fittings, conductive, plastic to steel

KP C14-110/90M	Transition fitting, 110/90 mm, reduced, brass	3" BSPT male / R 3"	110	1
----------------	---	---------------------	-----	---



Transition Fittings (continued)



Flange fittings

Article Number	Description	Remark	Ø (mm)	Pack Size
KP F16-110MM	Flange fitting	4" BSPT male-male / R-R 4"	110	1
KP F16-110MF	Flange fitting	4" BSPT male-female / R-Rc 4"	110	1
KP F16-110FF	Flange fitting	4" BSPT female-female / Rc-Rc 4"	110	1

Pipe

KPS™ 75/63 mm 2" Secondary Containment Piping

Conductive petrol pipes with permeation barrier and secondary containment



Article Number	Description	Remark	Ø (mm)	Length (m)
KP 75/63SCEC30	Pipe 75/63 mm, secondary contained conductive	Pipe 75 mm, primary 63 mm, 30 m coil	75/63	30 m
KP 75/63SCEC60	Pipe 75/63 mm, secondary contained conductive	Pipe 75 mm, primary 63 mm, 60 m coil	75/63	60 m
KP 75/63SCEC100	Pipe 75/63 mm, secondary contained conductive	Pipe 75 mm, primary 63 mm, 100 m coil	75/63	100 m
KP 75/63SCEC6	Pipe 75/63 mm, secondary contained conductive	Pipe 75 mm, primary 63 mm, 5.8 m lengths. 35 units per package	75/63	203 m

Approved according to EN 14125, German standard, EN 13463-1, IP2 and ATEX 137 (directive 1999/92/EC).

Conductive connectors for pipe joints

KP CC-63	Conductor 63 mm, conductive	63	45
----------	-----------------------------	----	----

Connectors used to bridge joints thereby maintaining conductivity throughout the pipe system. Patented design.

Welding Sockets



Welding sockets for secondary containment

Article Number	Description	Remark	Ø (mm)	Pack Size
KP 2-75/63SC	Integrated welding socket 75/63 pipe, secondary contained		75/63	18
KP 2-75/63SCA	Integrated welding socket 75/63 pipe, 360° secondary contained		75/63	18
KP 2-63	Welding socket 63 mm		63	45
KP 2-63R	Welding socket 63 mm, no pipe stop	Slides over the pipe	63	1

Termination Fittings



Secondary contained termination fittings

Article Number	Description	Remark	Ø (mm)	Pack Size
KP T75/63SC2A-L	Termination fitting long, single weld 75/63 mm	With swiveling elbow test port fitting. For joining of primary pipe and termination of secondary containment.	75/63	24
KP T75/63SC2B-L	Termination fitting long, single weld 75/63 mm	With straight test port fitting. For joining of primary pipe and termination of secondary containment.	75/63	24
KP T75/63SC04-L	Termination fitting long, single weld 75/63 mm	With plastic plug that seals the test port. For joining of primary pipe and termination of secondary containment.	75/63	24
KP T75/63SC2A	Termination fitting 75/63 mm	With swiveling elbow test port fitting.	75/63	36
KP T75/63SC2B	Termination fitting 75/63 mm	With straight test port fitting.	75/63	36
KP T75/63SC04	Termination fitting 75/63 mm	With plastic plug that seals the test port.	75/63	36



Secondary contained termination fittings (continued)

Article Number	Description	Remark	Ø (mm)	Pack Size
KP T90025	Ball valve 1/4" for test port	For KP T model 04.		1
KP T75/63B-L	Termination fitting long 75/63 mm	No test port. For burial in soil. For joining of primary pipe and termination of secondary containment.	75/63	24
KP T75/63B	Termination fitting 75/63 mm	No test port. For burial in soil.	75/63	36

Bends, Elbows and Tees

Conductive secondary contained bends and elbows with permeation barrier

Article Number	Description	Remark	Ø (mm)	Pack Size
KP 3-75/63SECEC	Bend 90° 75/63 mm, secondary contained conductive		75/63	1
KP 4-75/63SECEC	Bend 45° 75/63 mm, secondary contained conductive		75/63	1

Conductive secondary contained tees with permeation barrier

KP 8-75/63SECEC02	Tee 75/63 mm, secondary contained conductive	Equal tee	75/63	6
KP 28-75/63SCA	Tee 75/63 mm, secondary contained conductive with pre-mounted KP 2-75/63SCA welding sockets	Equal tee, weldable	75/63	4

Conductive weldable elbows

KP 23-63EC	Elbow 90° 63 mm, conductive	Weldable	63	10
KP 24-63EC	Elbow 45° 63 mm, conductive	Weldable	63	12

Conductive tees with permeation barrier

KP 28-63EC	Tee 63 mm, conductive	Weldable	63	10
------------	-----------------------	----------	----	----



Entry Seals

Integrated entry seals and termination fittings

Article Number	Description	Remark	Ø (mm)	Pack Size
KP TM75/63SC2A-L	Entry seal and termination fitting long, two welds	With swiveling elbow test port fitting. For joining of primary pipe. Threaded, no bolts necessary. Use hole saw Ø 114 mm.	75/63	10
KP TM75/63SC2B-L	Entry seal and termination fitting long, two welds	With straight elbow test port fitting. For joining of primary pipe. Threaded, no bolts necessary. Use hole saw Ø 114 mm.	75/63	10
KP TM75/63SC04-L	Entry seal and termination fitting long, two welds	With plastic plug that seals the test port. For joining of primary pipe. Threaded, no bolts necessary. Use hole saw Ø 114 mm.	75/63	10
KP TM75/63SC2A	Entry seal and termination fitting	With swiveling elbow test port fitting. Threaded, no bolts necessary. Use hole saw Ø 114 mm.	75/63	12
KP TM75/63SC2B	Entry seal and termination fitting	With straight test port fitting. Threaded, no bolts necessary. Use hole saw Ø 114 mm.	75/63	12
KP TM75/63SC04	Entry seal and termination fitting	With plastic plug that seals the test port. Threaded, no bolts necessary. Use hole saw Ø 114 mm.	75/63	12
KP T90025	Ball valve 1/4" for test port	For KP TM model 04.		1
KP TM75/63SCA20	Entry seal and termination fitting with pre-mounted KP 2-75/63SCA welding socket and oval flange transition fitting	With test port. For use with leak plate equipped dispensers. Use hole saw Ø 114 mm.	75/63	6
KP TM75/63SC03	Entry seal and termination fitting	No test port. For use with leak plate equipped dispensers. Use hole saw Ø 116 mm.	75/63	6

Entry seals

KP TM75/54	Entry seal, pipe 75/63/54 mm	Threaded, no bolts necessary. Use hole saw Ø 114 mm.	75/63/54	8
------------	------------------------------	--	----------	---

Blind entry seal

KP TM75/54B	Blind entry seal, pipe 75/63/54 mm	Threaded, no bolts necessary. Use hole saw Ø 114 mm.	75/63/54	10
-------------	------------------------------------	--	----------	----



Transition Fittings

Female transition fittings, conductive, plastic to steel

Article Number	Description	Remark	Ø (mm)	Pack Size
KP C17-63F	Transition fitting 63 mm, steel	2" BSPT female / Rc 2"	63	12
KP C17-63/54F	Transition fitting 63/54 mm, reduced, steel	1½" BSPT female / Rc 1½"	63/54	12
KP C17-63FL	Transition fitting 50 cm stub, 63 mm, steel	2" BSPT female / Rc 2"	63	10
KP C17-63/54FL	Transition fitting 50 cm stub, 63/54 mm, reduced, steel	1½" BSPT female / Rc 1½"	63/54	10

Male transition fittings, conductive, plastic to steel

KP C17-63M	Transition fitting 63 mm, steel	2" BSPT male / R 2"	63	12
KP C17-63ML	Transition fitting 50 cm stub, 63 mm, steel	2" BSPT male / R 2"	63	10
KP C17-63/54ML	Transition fitting 50 cm stub, 63/54 mm, reduced, steel	1½" BSPT male / R 1½"	63/54	10
KP C17-63/25ML	Transition fitting 50 cm stub, 63/25 mm, reduced, steel	1" BSPT male / R 1"	63/25	10

Female transition flange fittings, with spacer, conductive, plastic to steel

KP C16-63F	Transition fitting 63 mm, steel	2" BSPT female / Rc 2"	63	10
KP C16-63/54F	Transition fitting 63/54 mm, reduced, steel	1½" BSPT female / Rc 1½" steel	63/54	10
KP C16-63FL	Transition fitting long 50 cm stub 63 mm, steel	2" BSPT female / Rc 2"	63	1

Male transition flange fittings, with spacer, conductive, plastic to steel

KP C16-63M	Transition fitting 63 mm, steel	2" BSPT male / R 2"	63	10
KP C16-63/54M	Transition fitting 63/54 mm, reduced, steel	1½" BSPT male / R 1½"	63/54	10
KP C16-63ML	Transition fitting 50 cm stub, 63 mm, steel	2" BSPT male / R 2"	63	1

Conductive stub flanges, DIN flanges and gaskets for pipe termination

KP C20-63	Stub flange, DIN flange and gasket 63 mm, steel		63	4
KP C20-63L	Stub flange, 50 cm stub, DIN flange and gasket 63 mm, steel		63	1
KP W6-63	Separate threaded DIN flange 63 mm, steel	BSPT 2" female / Rc 2"	63	1

Separate flange in stainless steel available upon request

Compression transition fittings, conductive, plastic to steel

KP C14-63M	Transition fitting 63 mm, brass	2" BSPT male / R 2"	63	1
KP C14-63MS	Transition fitting 63 mm, stainless steel	2" BSPT male / R 2" Extended delivery time may apply.	63	1
KP C14-63/25M	Transition fitting 63/25 mm, reduced, brass	1" BSPT male / R 1"	63	1

Flange fittings

KP F16-63MM	Flange fitting	2" BSPT male-male / R-R 2"		1
KP F16-63MF	Flange fitting	2" BSPT male-female / R-Rc 2"		1
KP F16-63FF	Flange fitting	2" BSPT female-female / Rc-Rc 2"		1

Flexible Connectors and Valves

Conductive flexible connectors, union coupling

Article Number	Description	Remark	Length (mm)
KP T50-4S	Flex hose 400 mm, stainless	BSPT 2" male x 2" female union R 1" x Rc 1" union	400
KP T50-6S	Flex hose 600 mm, stainless	BSPT 2" male x 2" female union R 2" x Rc 2" union	600
KP T50-8S	Flex hose 800 mm, stainless	BSPT 2" male x 2" female union R 2" x Rc 2" union	800
KP T50-12S	Flex hose 1200 mm, stainless	BSPT 2" male x 2" female union R 2" x Rc 2" union	1200

Flexible connectors and valves (continued)

Conductive flexible connectors, hexagon nipple type



Article Number	Description	Remark
KP TN50-4S	Flex hose 400 mm, stainless	BSPT 2" male x male / R 2" x R 2"
KP TN50-6S	Flex hose 600 mm, stainless	BSPT 2" male x male / R 2" x R 2"

Valves

KP 14-050	Ball valve 2"	BSPT 2" female / Rc 2"
KP 15-050	Shut-off valve 2"	BSPT 2" female / Rc 2"
KP 15-050HL	Shut-off valve handle	To open and close shut-off valve from surface level.

AdBlue Fittings



Article Number	Description	Remark	Ø (mm)	Pack Size
KP C17-63FS	Transition fitting 63 mm, stainless steel	2" BSPT female / Rc 2"	63	1
KP C17-63MS	Transition fitting 63 mm, stainless steel	2" BSPT male / Rc 2"	63	1
KP C14-63MS	Transition fitting 63 mm, stainless steel	2" BSPT male / R 2"	63	1
KP C20-63S	Transition fitting 63 mm, stainless steel		63	1

Extended delivery time may apply on stainless steel fittings.

Pipe

KPS™ 40/32 mm 1-1/2" Secondary Containment Piping

Conductive petrol pipes with permeation barrier and secondary containment



Article Number	Description	Remark	Ø (mm)	Length (m)
KP 40/32SCEC30	Pipe 40/32 mm, secondary contained conductive	Pipe 40 mm, primary 32 mm, 30 m coil	40/32	30 m
KP 40/32SCEC60	Pipe 40/32 mm, secondary contained conductive	Pipe 40 mm, primary 32 mm, 60 m coil	40/32	60 m
KP 40/32SCEC100	Pipe 40/32 mm, secondary contained conductive	Pipe 40 mm, primary 32 mm, 100 m coil	40/32	100 m

Approved according to EN 14125, German standard, EN 13463-1, IP2 and ATEX 137 (directive 1999/92/EC).



Conductive connectors for pipe joints

KP CC-32	Conductor 32 mm, conductive		32	30
----------	-----------------------------	--	----	----

Connectors used to bridge joints thereby maintaining conductivity throughout the pipe system. Patented design.

Welding Sockets

Welding sockets for secondary containment



Article Number	Description	Remark	Ø (mm)	Pack Size
KP 2-63/40SC	Integrated welding socket 40/32 pipe, 360° secondary contained		40/32	1

Welding sockets

KP 2-32	Welding socket 32 mm		32	1
---------	----------------------	--	----	---

Termination Fittings



Secondary contained termination fittings

Article Number	Description	Remark	Ø (mm)	Pack Size
KP T40/32SC	Termination fitting 40/32 mm	With swiveling elbow test port fitting	40/32	1
KP T40/32	Termination fitting 40/32 mm	No test port	40/32	1

Bends



Conductive secondary contained bends with permeation barrier

Article Number	Description	Remark	Ø (mm)	Pack Size
KP 3-40/32SCECL	Bend 90° 40/32 mm, secondary contained conductive		40/32	1
KP 4-40/32SCECL	Bend 45° 40/32 mm, secondary contained conductive		40/32	1

Entry Seal



KP M-40	Entry seal, pipe 40 mm		40	12
KP M-32	Entry seal, pipe 32 mm		32	12
KP M-25	Entry seal, pipe 25 mm		25	12

Transition Fittings



Female transition fittings, conductive, plastic to steel

Article Number	Description	Remark	Ø (mm)	Pack Size
KP C17-32F	Transition fitting 32 mm, steel	1" BSPT female / Rc 1"	32	1
KP C17-32FS	Transition fitting 32 mm, stainless steel	1" BSPT female / Rc 1" Extended delivery time may apply.	32	1



Compression transition fittings, conductive, plastic to steel

KP C14-32M	Transition fitting 32 mm, brass	1¼" BSPT male / R 1¼"	32	2
KP C14-32MS	Transition fitting 32 mm, stainless steel	1¼" BSPT male / R 1¼"	32	1



Transition compression PRK fittings, plastic to steel

KP PRK-32M	PRK fitting 32 mm, steel	1¼" BSPT male / R 1¼"	32	1
KP PRK-32MR	PRK fitting 32/25 mm, reduced, steel	1¼" BSPT male / R 1¼"	32	1

Flexible Connectors and Valves



Conductive flexible connectors, union coupling

Article Number	Description	Remark	Length (mm)
KP T25-10S	Flex hose 1000 mm, stainless	BSPT 1" male x 1" female union / R 1" x Rc 1" union	1000
KP T25-13S	Flex hose 1300 mm, stainless	BSPT 1" male x 1" female union / R 1" x Rc 1" union	1300



Conductive flexible connectors, hexagon nipple type

KP TN25-6S	Flex hose 600 mm, stainless	BSPT 1" male x male / R 1" x R 1"	600
KP TN25-13S	Flex hose 1300 mm, stainless	BSPT 1" male x male / R 1" x R 1"	1300



Valve

KP 14-025	Ball valve 1"	BSPT 1" female / Rc 1"	1
-----------	---------------	------------------------	---

AdBlue Fittings



Article Number	Description	Remark	Ø (mm)	Pack Size
KP C17-32FS	Transition fitting 32 mm, stainless steel	1" BSPT female / Rc 1"	32	1
KP C14-32MS	Transition fitting 32 mm, stainless steel	1" BSPT male / R 1"	32	1

Extended delivery time may apply on stainless steel fittings.

Pipe

KPS™ 110 mm 4" Primary Piping



Conductive petrol pipes with permeation barrier

Article Number	Description	Remark	Ø (mm)	Length (m)
KP 110EC6	Pipe 110 mm, conductive	Pipe 110 mm, 5.8 m lengths. 20 units / package	110	116 m
KP 110EC18	Pipe 110 mm, conductive	Pipe 110 mm, 18 m lengths. 1 unit / package	110	18 m
KP 110EC30	Pipe 110 mm, conductive	Pipe 110 mm, 30 m coil.	110	30 m

Approved according to EN 14125, German standard, EN 13463-1, IP2 and ATEX 137 (directive 1999/92/EC).

Conductive connectors for pipe joints

KP CC-110	Conductor 110 mm, conductive		110	24
-----------	------------------------------	--	-----	----

Connectors used to bridge joints thereby maintaining conductivity throughout the pipe system. Patented design.

Welding Sockets



Article Number	Description	Remark	Ø (mm)	Pack Size
KP 2-110	Welding socket 110 mm		110	10
KP 2-110R	Welding socket 110 mm, no pipe stop	Slides over the pipe	110	1

Bends, Elbows and Tees



Conductive formed bends and elbows with permeation barrier

Article Number	Description	Remark	Ø (mm)	Pack Size
KP 3-110FC	Bend 90° 110 mm, conductive		110	1
KP 3-110FCL	Bend 90° 110 mm, conductive, long type	45 cm extra length	110	1
KP 4-110FC	Bend 45° 110 mm, conductive		110	1

Conductive weldable elbows

KP 23-110C02	Elbow 90° 110 mm, conductive	Weldable	110	5
KP 24-110C02	Elbow 45° 110 mm, conductive	Weldable	110	6

Conductive tee with permeation barrier

KP 8-110FC03	Tee 110 mm, conductive	Equal tee	110	7
--------------	------------------------	-----------	-----	---

Entry Seals



Article Number	Description	Remark	Ø (mm)	Pack Size
KP TM125/90	Entry seal, pipe 125/110/90 mm	Threaded, no bolts necessary. Use hole saw Ø 168 mm.	125/110/90	8
KP M160/90	Entry seal, pipe 160 to 90 mm	Use hole saw Ø 168 mm.	160/125/110/90	6

Blind entry seal

KP TM125/90B	Blind entry seal, pipe 125/110/90 mm	Threaded, no bolts necessary. Use hole saw Ø 168 mm.	125/110/90	10
--------------	--------------------------------------	--	------------	----

Transition Fittings

Female transition fittings, conductive, plastic to steel

Article Number	Description	Remark	Ø (mm)	Pack Size
KP C17-110F	Transition fitting 110 mm, steel	4" BSPT female / Rc 4"	110	4
KP C17-110FL	Transition fitting 50 cm stub, 110 mm, steel	4" BSPT female / Rc 4"	110	1
KP C17-110/90F	Transition fitting 110/90 mm, reduced, steel	3" BSPT female / Rc 3"	110/90	4

Male transition fittings, conductive, plastic to steel

KP C17-110M	Transition fitting 110 mm, steel	4" BSPT male / R 4"	110	4
KP C17-110ML	Transition fitting 50 cm stub, 110 mm, steel	4" BSPT male / R 4"	110	1
KP C17-110/90M	Transition fitting 110/90 mm, reduced, steel	3" BSPT male / R 3"	110/90	4

Female transition flange fittings, with spacer, conductive, plastic to steel

KP C16-110F	Transition fitting 110 mm, steel	4" BSPT female / Rc 4"	110	1
KP C16-110FL	Transition fitting 50 cm stub, 110 mm, steel	4" BSPT female / Rc 4"	110	1
KP C16-110/90F	Transition fitting 110/90 mm, reduced, steel	3" BSPT female / Rc 3"	110/90	1

Male transition flange fittings, with spacer, conductive, plastic to steel

KP C16-110M	Transition fitting 110 mm, steel	4" BSPT male / R 4"	110	1
KP C16-110ML	Transition fitting 50 cm stub, 110 mm, steel	4" BSPT male / R 4"	110	1
KP C16-110/90M	Transition fitting 110/90 mm, reduced, steel	3" BSPT male / R 3"	110/90	1

Conductive stub flanges, DIN flanges and gaskets for pipe termination

KP C20-110	Stub flange, DIN flange and gasket 110 mm, steel		110	2
KP C20-110L	Stub flange, 50 cm stub, DIN flange and gasket 110 mm, steel		110	1
KP W6-110	Separate threaded DIN flange 110 mm, steel	BSPT 4" female / Rc 4"	110	1
C20-110/90	Stub flange, DIN flange and gasket 110/90 mm, steel		110	1

Separate flange in stainless steel available upon request

Compression transition fittings, conductive, plastic to steel

KP C14-110/90M	Transition fitting, 110/90 mm, reduced, brass	3" BSPT male / R 3"	110	1
----------------	---	---------------------	-----	---

Flange fittings

KP F16-110MM	Flange fitting	4" BSPT male-male / R-R 4"		1
KP F16-110MF	Flange fitting	4" BSPT male-female / R-Rc 4"		1
KP F16-110FF	Flange fitting	4" BSPT female-female / Rc-Rc 4"		1

KPS™ 90 mm 3" Primary Piping

Conductive petrol pipes with permeation barrier

Article Number	Description	Remark	Ø (mm)	Length (m)
KP 90EC6	Pipe 90 mm, conductive	Pipe 90 mm, 5.8 m lengths. 24 units / package	90	139 m
KP 90EC18	Pipe 90 mm, conductive	Pipe 90 mm, 18 m lengths. 1 unit / package	90	18 m
KP 90EC30	Pipe 90 mm, conductive	Pipe 90 mm, 30 m coil.	90	30 m

Approved according to EN 14125, German standard, EN 13463-1, IP2 and ATEX 137 (directive 1999/92/EC).

Conductive connectors for pipe joints

KP CC-90	Conductor 90 mm, conductive	Pack size, 36	90	30
----------	-----------------------------	---------------	----	----

Connectors used to bridge joints thereby maintaining conductivity throughout the pipe system. Patented design.

Pipe

Welding Sockets



Article Number	Description	Remark	Ø (mm)	Pack Size
KP 2-90	Welding socket 90 mm		90	18
KP 2-90R	Welding socket 90 mm, no pipe stop	Slides over the pipe	90	1

Bends, Elbows and Tees



Conductive formed bends and elbows with permeation barrier

Article Number	Description	Remark	Ø (mm)	Pack Size
KP 3-90FC	Bend 90° 90 mm, conductive		90	1
KP 3-90FCL	Bend 90° 90 mm, conductive, long type	44 cm extra length	90	1
KP 4-90FC	Bend 45° 90 mm, conductive		90	1

Conductive weldable elbows

KP 23-90C02	Elbow 90° 90 mm, conductive	Weldable	90	8
KP 24-90C02	Elbow 45° 90 mm, conductive	Weldable	90	10

Conductive tee with permeation barrier

KP 8-90FC03	Tee 90 mm, conductive	Equal tee	90	10
-------------	-----------------------	-----------	----	----

Conductive reducers

KP 9-90/63EC	Reducer 90/63 mm, moulded, conductive		90/63	24
--------------	---------------------------------------	--	-------	----

Entry Seals



Article Number	Description	Remark	Ø (mm)	Pack Size
KP TM125/90	Entry seal, pipe 125/110/90 mm	Threaded, no bolts necessary. Use hole saw Ø 168 mm.	125/110/90	8
KP M160/90	Entry seal, pipe 160 to 90 mm	Use hole saw Ø 168 mm.	160/125/110/90	6

Blind entry seal

KP TM125/90B	Blind entry seal, pipe 125/110/90 mm	Threaded, no bolts necessary. Use hole saw Ø 168 mm.	125/110/90	10
--------------	--------------------------------------	--	------------	----

Transition Fittings



Female transition fittings, conductive, plastic to steel

Article Number	Description	Remark	Ø (mm)	Pack Size
KP C17-90F	Transition fitting 90 mm, steel	3" BSPT female / Rc 3"	90	5

Male transition fittings, conductive, plastic to steel

KP C17-90M	Transition fitting 90 mm, steel	3" BSPT male / R 3"	90	5
------------	---------------------------------	---------------------	----	---

Female transition flange fittings, with spacer, conductive, plastic to steel

KP C16-90F	Transition fitting 90 mm, steel	3" BSPT female / Rc 3"	90	1
------------	---------------------------------	------------------------	----	---

Male transition flange fittings, with spacer, conductive, plastic to steel

KP C16-90M	Transition fitting 90 mm, steel	3" BSPT female / Rc 3"	90	1
------------	---------------------------------	------------------------	----	---

Conductive stub flanges, DIN flanges and gaskets for pipe termination

KP C20-90	Stub flange, DIN flange and gasket 90 mm, steel		90	2
KP W6-90	Separate threaded DIN flange 90 mm, steel	BSPT 3" female / Rc 3"	90	1

Separate flange in stainless steel available upon request

Compression transition fittings, conductive, plastic to steel

KP C14-90M	Transition fitting 90 mm, brass	3" BSPT male / R 3"	90	1
------------	---------------------------------	---------------------	----	---

Transition Fittings (continued)



Flange fittings

Article Number	Description	Remark	Ø (mm)	Pack Size
KP F16-90MM	Flange fitting	3" BSPT male-male / R-R 3"		1
KP F16-90MF	Flange fitting	3" BSPT male-female / R-Rc 3"		1
KP F16-90FF	Flange fitting	3" BSPT female-female / Rc-Rc 3"		1

Pipe

KPS™ 63 mm 2" Primary Piping



Conductive petrol pipes with permeation barrier

Article Number	Description	Remark	Ø (mm)	Length (m)
KP 63EC6	Pipe 63 mm, conductive	Pipe 63 mm, 5.8 m lengths. 48 units per package	63	278 m
KP 63EC50	Pipe 63 mm, conductive	Pipe 63 mm, 50 m coil	63	50 m
KP 63EC85	Pipe 63 mm, conductive	Pipe 63 mm, 85 m coil	63	85 m

Approved according to EN 14125, German standard, EN 13463-1, IP2 and ATEX 137 (directive 1999/92/EC).

Conductive connectors for pipe joints

KP CC-63	Conductor 63 mm, conductive		63	45
----------	-----------------------------	--	----	----

Connectors used to bridge joints thereby maintaining conductivity throughout the pipe system. Patented design.

Welding Sockets



Article Number	Description	Remark	Ø (mm)	Pack Size
KP 2-63	Welding socket 63 mm		63	45
KP 2-63R	Welding socket 63 mm, no pipe stop	Slides over the pipe	63	1

Bends, Elbows and Tees



Conductive formed bends and elbows with permeation barrier

Article Number	Description	Remark	Ø (mm)	Pack Size
KP 3-63FC	Bend 90° 63 mm, conductive		63	8
KP 3-63FCL	Bend 90° 63 mm, conductive, long type	50 cm extra length	63	1
KP 4-63FC	Bend 45° 63 mm, conductive		63	20

Conductive weldable elbows

KP 23-63EC	Elbow 90° 63 mm, conductive	Weldable	63	10
KP 24-63EC	Elbow 45° 63 mm, conductive	Weldable	63	12

Conductive tee with permeation barrier

KP 28-63EC	Tee 63 mm, conductive	Weldable	63	10
------------	-----------------------	----------	----	----

Entry Seals



Article Number	Description	Remark	Ø (mm)	Pack Size
KP TM75/54	Entry seal, pipe 75/63/54 mm	Threaded, no bolts necessary. Use hole saw Ø 114 mm.	75/63/54	8
KP M75/54	Entry seal, pipe 75 to 54 mm	Use hole saw Ø 92 mm.	75/63/54	15
KP TM63-B	Entry seal, pipe 63 mm	Use hole saw Ø 114 mm.	63	8



Blind entry seal

Article Number	Description	Remark	Ø (mm)	Pack Size
KP TM75/54B	Blind entry seal, pipe 75/63/54 mm	Threaded, no bolts necessary. Use hole saw Ø 114 mm.	75/63/54	10

Transition Fittings



Female transition fittings, conductive, plastic to steel

Article Number	Description	Remark	Ø (mm)	Pack Size
KP C17-63F	Transition fitting 63 mm, steel	2" BSPT female / Rc 2"	63	12
KP C17-63/54F	Transition fitting 63/54 mm, reduced, steel	1½" BSPT female / Rc 1½"	63/54	12
KP C17-63FL	Transition fitting 50 cm stub, 63 mm, steel	2" BSPT female / Rc 2"	63	10
KP C17-63/54FL	Transition fitting 50 cm stub, 63/54 mm, reduced, steel	1½" BSPT female / Rc 1½"	63/54	10

Male transition fittings, conductive, plastic to steel

KP C17-63M	Transition fitting 63 mm, steel	2" BSPT male / R 2"	63	12
KP C17-63ML	Transition fitting 50 cm stub, 63 mm, steel	2" BSPT male / R 2"	63	10
KP C17-63/54ML	Transition fitting 50 cm stub, 63/54 mm, reduced, steel	1½" BSPT male / R 1½"	63/54	10

Female transition flange fittings, with spacer, conductive, plastic to steel

KP C16-63F	Transition fitting 63 mm, steel	2" BSPT female / Rc 2"	63	10
KP C16-63/54F	Transition fitting 63/54 mm, reduced, steel	1½" BSPT female / Rc 1½" steel	63/54	10
KP C16-63FL	Transition fitting 50 cm stub 63 mm, steel	2" BSPT female / Rc 2"	63	1

Male transition flange fittings, with spacer, conductive, plastic to steel

KP C16-63M	Transition fitting 63 mm, steel	2" BSPT male / R 2"	63	10
KP C16-63/54M	Transition fitting 63/54 mm, reduced, steel	1½" BSPT male / R 1½"	63/54	10
KP C16-63ML	Transition fitting 50 cm stub, 63 mm, steel	2" BSPT male / R 2"	63	1

Conductive stub flanges, DIN flanges and gaskets for pipe termination

KP C20-63	Stub flange, DIN flange and gasket 63 mm, steel		63	4
KP C20-63L	Stub flange, 50 cm stub, DIN flange and gasket 63 mm, steel		63	1
KP W6-63	Separate threaded DIN flange 63 mm, steel	BSPT 2" female / Rc 2"	63	1

Separate flange in stainless steel available upon request

Compression transition fittings, conductive, plastic to steel

KP C14-63M	Transition fitting 63 mm, brass	2" BSPT male / R 2"	63	1
KP C14-63MS	Transition fitting 63 mm, stainless steel	2" BSPT male / R 2" Extended delivery time may apply.	63	1
KP C14-63/54M	Transition fitting 63/54 mm, reduced, brass	1½" BSPT male / R 1½"	63	1
KP C14-63/25M	Transition fitting 63/25 mm, reduced, brass	1" BSPT male / R 1"	63	1

Flange fittings

KP F16-63MM	Flange fitting	2" BSPT male-male / R-R 2"		1
KP F16-63MF	Flange fitting	2" BSPT male-female / R-Rc 2"		1
KP F16-63FF	Flange fitting	2" BSPT female-female / Rc-Rc 2"		1

Flexible Connectors and Valves



Conductive flexible connectors, union coupling

Article Number	Description	Remark	Length (mm)
KP T50-4S	Flex hose 400 mm, stainless	BSPT 2" male x 2" female union R 2" x Rc 2" union	400
KP T50-6S	Flex hose 600 mm, stainless	BSPT 2" male x 2" female union R 2" x Rc 2" union	600
KP T50-8S	Flex hose 800 mm, stainless	BSPT 2" male x 2" female union R 2" x Rc 2" union	800
KP T50-12S	Flex hose 1200 mm, stainless	BSPT 2" male x 2" female union R 2" x Rc 2" union	1200

Conductive flexible connectors, hexagon nipple type

KP TN50-4S	Flex hose 400 mm, stainless	BSPT 2" male x male / R 2" x R 2"	400
KP TN50-6S	Flex hose 600 mm, stainless	BSPT 2" male x male / R 2" x R 2"	600

Valves

KP 14-050	Ball valve 2"	BSPT 2" female / Rc 2"	1
KP 15-050	Shut-off valve 2"	BSPT 2" female / Rc 2"	1
KP 15-050HL	Shut-off valve handle	To open and close shut-off valve from surface level.	1

AdBlue Fittings



Article Number	Description	Remark	Ø (mm)	Pack Size
KP C14-63MS	Transition fitting 63 mm, stainless steel	2" BSPT male / R 2"	63	1

Extended delivery time may apply on stainless steel fittings.

Pipe

KPS™ 54 mm 1-1/2" Primary Piping



Conductive petrol pipes with permeation barrier

Article Number	Description	Remark	Ø (mm)	Length (m)
KP 54EC6	Pipe 54 mm, conductive	Pipe 54 mm, 5.8 m lengths. 60 units per package	54	348 m
KP 54EC50	Pipe 54 mm, conductive	Pipe 54 mm, 50 m coil	54	50 m
KP 54EC100	Pipe 54 mm, conductive	Pipe 54 mm, 100 m coil	54	100 m

Approved according to EN 14125, German standard, EN 13463-1, IP2 and ATEX 137 (directive 1999/92/EC).

Conductive connectors for pipe joints

KP CC-54	Conductor 54 mm, conductive		54	50
----------	-----------------------------	--	----	----

Connectors used to bridge joints thereby maintaining conductivity throughout the pipe system. Patented design.

Welding Sockets



Article Number	Description	Remark	Ø (mm)	Pack Size
KP 2-54	Welding socket 54 mm		54	40
KP 2-54R	Welding socket 54 mm, no pipe stop	Slides over the pipe	54	1

Bends, Elbows and Tees



Conductive formed bends and elbows with permeation barrier

Article Number	Description	Remark	Ø (mm)	Pack Size
KP 3-54FC	Bend 90° 54 mm, conductive		54	10
KP 3-54FCL	Bend 90° 54 mm, conductive, long type	48 cm extra length	54	1
KP 4-54FC	Bend 45° 54 mm, conductive		54	20

Conductive tee with permeation barrier

KP 8-54FC02	Tee 54 mm, conductive	Equal tee	54	18
-------------	-----------------------	-----------	----	----

Entry Seals



Article Number	Description	Remark	Ø (mm)	Pack Size
KP TM75/54	Entry seal, pipe 75/63/54 mm	Threaded, no bolts necessary. Use hole saw Ø 114 mm.	75/63/54	8
KP M75/54	Entry seal, pipe 75 to 54 mm	Use hole saw Ø 92 mm.	75/63/54	15

Blind entry seal

KP TM75/54B	Blind entry seal, pipe 75/63/54 mm	Threaded, no bolts necessary. Use hole saw Ø 114 mm.	75/63/54	10
-------------	------------------------------------	--	----------	----

Transition Fittings



Female transition fittings, conductive, plastic to steel

Article Number	Description	Remark	Ø (mm)	Pack Size
KP C17-54F	Transition fitting 54 mm, steel	1½" BSPT female / Rc 1½"	54	15

Male transition fittings, conductive, plastic to steel

KP C17-54M	Transition fitting 54 mm, steel	1½" BSPT male / R 1½"	54	15
------------	---------------------------------	-----------------------	----	----

Female transition flange fittings, with spacer, conductive, plastic to steel

KP C16-54F	Transition fitting 54 mm, steel	1½" BSPT female / Rc 1½"	54	10
------------	---------------------------------	--------------------------	----	----

Male transition flange fittings, with spacer, conductive, plastic to steel

KP C16-54M	Transition fitting 54 mm, steel	1½" BSPT male / R 1½"	54	10
------------	---------------------------------	-----------------------	----	----

Conductive stub flanges, DIN flanges and gaskets for pipe termination

KP C20-54	Stub flange, DIN flange and gasket 54 mm, steel		54	4
KP W6-54	Separate threaded DIN flange 54 mm, steel	BSPT 1½" female / Rc 1½"	54	1
Separate flange in stainless steel available upon request				

Compression transition fittings, conductive, plastic to steel

KP C14-54M	Transition fitting 54 mm, brass	1½" BSPT male / R 1½"	54	1
------------	---------------------------------	-----------------------	----	---

Flange fittings

KP F16-54MM	Flange fitting	1½" BSPT male-male / R-R 1½"		1
KP F16-54MF	Flange fitting	1½" BSPT male-female / R-Rc 1½"		1
KP F16-54FF	Flange fitting	1½" BSPT female-female / Rc-Rc 1½"		1

Flexible Connectors and Valves



Conductive flexible connectors, union coupling

Article Number	Description	Remark	Length (mm)
KP T40-4S	Flex hose 400 mm, stainless	BSPT 1½" male x 1½" female union R 1½" x Rc 1½" union	400
KP T40-6S	Flex hose 600 mm, stainless	BSPT 1½" male x 1½" female union R 1½" x Rc 1½" union	600
KP T40-13S	Flex hose 1300 mm, stainless	BSPT 1½" male x 1½" female union R 1" x Rc 1" union	1300



Conductive flexible connectors, hexagon nipple type

KP TN40-3S	Flex hose 300 mm, stainless	BSPT 1½" male x male / R 1½" x R 1½"	300
KP TN40-4S	Flex hose 400 mm, stainless	BSPT 1½" male x male / R 1½" x R 1½"	400
KP TN40-6S	Flex hose 600 mm, stainless	BSPT 1½" male x male / R 1½" x R 1½"	600
KP TN40-10S	Flex hose 1000 mm, stainless	BSPT 1½" male x male / R 1½" x R 1½"	1000
KP TN40-13S	Flex hose 1300 mm, stainless	BSPT 1½" male x male / R 1½" x R 1½"	1300



Valves

KP 14-040	Ball valve 1½"	BSPT 1½" female / Rc 1½"	1
-----------	----------------	--------------------------	---

Pipe

KPS™ 32 mm 1" Primary Piping



Conductive petrol pipes with permeation barrier

Article Number	Description	Remark	Ø (mm)	Length (m)
KP 32EC50	Pipe 32 mm, conductive	Pipe 32 mm, 50 m coil	32	50 m
KP 32EC100	Pipe 32 mm, conductive	Pipe 32 mm, 100 m coil	32	100 m
KP 32EC200	Pipe 32 mm, conductive	Pipe 32 mm, 200 m coil	32	200 m

Approved according to EN 14125, German standard, EN 13463-1, IP2 and ATEX 137 (directive 1999/92/EC).



Conductive connectors for pipe joints

KP CC-32	Conductor 32 mm, conductive	32	30
----------	-----------------------------	----	----

Connectors used to bridge joints thereby maintaining conductivity throughout the pipe system. Patented design.

Welding Sockets



Article Number	Description	Remark	Ø (mm)	Pack Size
KP 2-32	Welding Socket 32mm	Only for electrical conduit 75mm	32	1

Entry Seals



Article Number	Description	Remark	Ø (mm)	Pack Size
KP TM32/15	Entry seal, pipe 32/20/15 mm	Threaded, no bolts necessary. Use hole saw Ø 168 mm.	32/20/15	8
KP M50-32	Entry seal, pipe 32 mm		32	1

Transition Fittings



Female transition fittings, conductive, plastic to steel

Article Number	Description	Remark	Ø (mm)	Pack Size
KP C17-32F	Transition fitting 32 mm, steel	1" BSPT female / Rc 1"	32	1
KP C17-32FS	Transition fitting 32 mm, stainless steel	1" BSPT female / Rc 1" Extended delivery time may apply.	32	1

Compression transition fittings, conductive, plastic to steel

KP C14-32M	Transition fitting 32 mm, brass	1¼" BSPT male / R 1¼"	32	2
KP C14-32MS	Transition fitting 32 mm, stainless steel	1¼" BSPT male / R 1¼"	32	1

Transition compression PRK fittings, plastic to steel

KP PRK-32M	PRK fitting 32 mm, steel	1¼" BSPT male / R 1¼"	32	1
KP PRK-32MR	PRK fitting 32/25 mm, reduced, steel	1¼" BSPT male / R 1¼"	32	1

Flexible Connectors and Valves



Conductive flexible connectors, union coupling

Article Number	Description	Remark	Length (mm)
KP T25-10S	Flex hose 1000 mm, stainless	BSPT 1" male x 1" female union / R 1" x Rc 1" union	1000
KP T25-13S	Flex hose 1300 mm, stainless	BSPT 1" male x 1" female union / R 1" x Rc 1" union	1300

Conductive flexible connectors, hexagon nipple type

KP TN25-6S	Flex hose 600 mm, stainless	BSPT 1" male x male / R 1" x R 1"	600
KP TN25-13S	Flex hose 1300 mm, stainless	BSPT 1" male x male / R 1" x R 1"	1300

Valve

KP 14-025	Ball valve 1"	BSPT 1" female / Rc 1"	1
-----------	---------------	------------------------	---

AdBlue Fittings



Article Number	Description	Remark	Ø (mm)	Pack Size
KP C17-32FS	Transition fitting 32 mm, stainless steel	1" BSPT female / Rc 1"	32	1
KP C14-32MS	Transition fitting 32 mm, stainless steel	1" BSPT male / R 1"	32	1

Extended delivery time may apply on stainless steel fittings.

Conduits

KPS™ Conduits



Conduits for electric cables, with permeation barrier

Article Number	Description	Remark	Ø (mm)	Length (m)
KP 75EL100	Electrical conduit 75 mm	Pipe 75 mm, 100 m coil with permeation barrier	75	100 m
KP 32EL200	Electrical conduit 32 mm	Pipe 32 mm, 200 m coil with permeation barrier	32	200 m

Welding Sockets



Article Number	Description	Remark	Ø (mm)	Pack Size
KP 2-75	Welding socket 75 mm	ONLY for electrical conduit 75 mm.	75	36
KP 2-32	Welding socket 32 mm		32	1

Elbows



Conduits for electric cables, with permeation barrier

Article Number	Description	Remark	Ø (mm)	Pack Size
KP 3-75	Elbow 90° 75 mm, moulded	For electrical conduits only	75	8
KP 3-32	Elbow 90° 32 mm, moulded	For electrical conduits only	32	20

KPS™ Tools and Equipment

KPS Welding Equipment



Welding equipment

Article Number	Description	Remark	Pack Size
KP 108B	Welding machine, 230V	Includes box and cables	1
KP 318	Welding kit	Including KP 108, 5 x KP 1001 and 6 x KP 409.	1



Welding fixtures

KP 1001	Welding fixture, double clamp	For 40–125 mm pipes	1
KP 409	Welding fixture, single clamp	For 40–125 mm pipes	1



Spare welding cables

KP 10802	Connection cable, for 2 mm pin, 800 mm	ORANGE for machine KP 108	2	1
KP 10803	Connection cable, for 4 mm pin, 800 mm	GREY for machine KP 108	4	1
KP 10804	Jumper cable, serial, for 2 mm pins, 600 mm	For welding in series	2	1

Pipe Installation Tools and Equipment



Pipe Installation Tools

Article Number	Description	Remark	Ø (mm)	Pack Size
KP 505	Scraper	To remove PE oxide from pipes before welding		1
KP RTC160	Pipe scraper for pipes 50–160 mm	To remove PE oxide from pipes before welding		1
KP RTC315	Pipe scraper for pipes 75–315 mm	To remove PE oxide from pipes before welding		1
KP 475	Pipe cutter 50–127 mm	Rotating pipe cutter including a deburring knife	50–127 mm	1
KP 474	Pipe cutter 6–67 mm	Rotating pipe cutter	6–67 mm	1
KP 4750	Cutting wheels for KP 475	Contains 2 pcs		1
KP 4740	Cutting wheels for KP 474	Contains 1 pce		1
KP 400	Pipe scissors 63 mm	For pipes up to 63 mm	0–63 mm	1
KP 4751	Deburring knife			1
KP 319	Pipe cutter/ Scissor kit	Includes KP 400, KP 475 and KP 505		1
KP SB-01	Sandbags	To keep pipes in place during installation and for separation of crossing pipes		100

Pipe Installation Tools and Equipment / continued



Article Number	Description	Remark	Pack Size
KP PEN	Pipe marking pen, silver		1
KP PASTE	Copper paste 100 ml		1
KP 490	Pipe support tripod	Complete "working table" to fixate pipe	1
KP UC-01	Uncoiling equipment for pipe coils	Fits on a pallet when not mounted	1
KP ID TIE	Cable tie marking strap	Tie around pipe for marking. Text: "KPS Conductive"	100
KP 300	Installation kit	Incl. KP 318, KP 319, KP 322, KP 901 and KP LP01 The complete KPS welding kit with welding machine, fixtures, pipe scissors, rotating cutter, scraper, pressure test kit, conductive tester and laser pointer	1
KP 900	Kit box	550 x 362 x 300 mm	1
KP 901	Kit box	765 x 362 x 300 mm	1
KP TMS-1	Entry seal tool, 75/63	Spanner for threaded entry seals	1
KP TMS-2	Entry seal tool, 125/110	Spanner for threaded entry seals	1
KP LP01	Laser pointer	For quick and correct positioning of entry seals	1

KPS Testing Equipment



KP 316	Pressure gauge	Including 4 m KP KTPA-6/4 pressure tube PA 6 mm	1
KPKTPA-6/4	Pressure tube, polyamide (PA)	100 m	6
KP 313-013	Pressure test flange for KP C16 54 - 63 mm	To blank off primary pipe and connect to pressure test kit	54/63
KP 313-015	Pressure test flange for KP C16 90 - 110 mm	To blank off primary pipe and connect to pressure test kit	90/110
KP CT01	Conductivity tester	To verify conductivity in the conductive pipe system. Delivered with 10 MΩ calibrator	1
KP 322	Test equipment kit	Pressure and conductivity test kit (KP 316, KP CT01)	1

Flexworks Piping



Article Number	Description	Remark
GFP-2400R	Double Wall, 4" Reel	EN 14125 Approved
GFP-2300R	Double Wall, 3" Reel	EN 14125 Approved
GFP-2200R	Double Wall, 2" Reel	EN 14125 Approved
GFP-2150R	Double Wall, 1.5" Reel	EN 14125 Approved
AP40-100	Access pipe 4", 100 ft.	
AP40-250	Access pipe 4", 250 ft.	

Fittings



Article Number	Description	Remark
DPC-2400	Double Wall, 4"	Swivel Pipe Coupling
DPC-2300	Double Wall, 3"	Swivel Pipe Coupling
DPC-2200B	Double Wall, 2" BSPT	Swivel Pipe Coupling
DPC-2200	Double Wall, 2"	Swivel Pipe Coupling
DPC-2150	Double Wall, 1.5"	Swivel Pipe Coupling

Entry Seals



Article Number	Description	Weight	Hole Saw
EBF-0200	2" Entry Boot Fitting for 2" DW Flexworks Pipe or 2" LCX	1.8 lbs. / 0.8 kg	3 3/4" / 9.52 cm
DEB-4020	4" to 2" Double Entry Boot Fitting for 4" Flexworks Access Pipe to 2" DW FlexWorks Pipe - (a) with Air Stream	3.2 lbs. / 1.45kg	4" / 10.79 cm

Tools



Article Number	Description
CME-0220	Coupling machine, 220 V
CMM-200	Manual Coupling Machine
CSK-0150S	1.5" Double Wall Swivel Swage Kit
CSK-0200S	2" Double Wall Swivel Swage Kit
CSK-0300S	3" Double Wall Swivel Swage Kit
CSK-0400S	4" Double Wall Swivel Swage Kit
PCT-1000	Pipe cutter
JCT-0150	1.5" Jacket cutter
JCT-0200	2" Jacket cutter
JCT-0300	3" Jacket cutter
JCT-0400	4" Jacket cutter



Covers & Containment

- Fibrelite™
- OPW



Covers & Containment

Fibrelite™ Covers

Round Covers

Article Number	Description	Ø (mm)
FL120*	Flat sealed composite cover with a composite frame.	300
FL120-MW	Flat sealed composite cover with a "DO NOT FILL" ID plate for a observation well with a composite frame	300
FL120-GP	Flat sealed composite cover with a grounding point ID and a composite frame.	300
FL180*	Flat sealed composite cover with a composite frame.	457
FL600*	Flat sealed composite cover with a composite frame.	457
FL760*	Flat sealed composite cover with a composite frame.	792
FL90*	Flat sealed composite cover with a composite frame.	900
FL100*	Flat sealed composite cover with a composite frame.	1020
FL100-CF*	Flat sealed composite cover and frame with centre fill sealed port cover (254mm dia.)	1020
FL100-CD*	Flat sealed composite cover and frame with centre dip sealed port cover (254mm dia.)	1020
FL100-OF275*	Flat sealed composite cover and frame with offset (275mm) fill sealed port cover (254mm dia.)	1020
FL100-OF8*	Flat sealed composite cover and frame with offset (203mm) fill sealed port cover (254mm dia.)	1020
FL100-OD*	Flat sealed composite cover and frame with offset (203mm) dip sealed port cover (254mm dia.)	1016
FL100-MP16*	Multipoint composite flat sealed cover and frame with two removable port covers on 406mm centres.	1020

All covers are C250 load rated. *Covers where D400 load rating is available.

Square Covers

Article Number	Description	Ø (mm)
FL45	Raised composite cover with an aluminium frame.	450
FL450*	Flat sealed composite cover with an aluminium frame.	475
FL60*	Flat sealed composite cover with an aluminium frame.	600
FL1	Raised composite cover with an aluminium frame.	600
FL76*	Flat sealed composite cover with an aluminium frame.	760
FL76-CD*	Flat sealed composite cover and aluminium frame with centre dip sealed port cover (254mm dia.)	760
FL10	Raised composite cover with an aluminium frame.	766
FL900*	Flat sealed composite cover with an aluminium frame.	900

Rectangular Covers

FL3	Raised composite cover with an aluminium frame.	766 x 600
FL96*	Flat sealed composite cover with an aluminium frame.	900 x 600
FL140*	Flat sealed composite cover with aluminium frame.	1400 x 700

All covers are C250 load rated. *Covers where D400 load rating is available.

Fibrelite™ Cover Accessories

Lifting Handles

Article Number	Description
FL7	Lifting Handle
FL7A	Lifting Handle (assisted). Aluminium
FL7A-ENCL	910mm x 362mm x 100mm lockable cabinet to house two FL7A lifting handles.

Seal Replacement Kits

FC-254-SEAL	254 mm Diameter Dip/Fill Cover
FL100-SRK	FL100 Round Cover
FL120-SRK	FL120 Round Cover
FL180-SRK	FL180 Round Cover

Fibrelite™ Cover Accessories - continued

Article Number	Description
FL600-SRK	FL600 Round Cover
FL760-SRK	FL760 Round Cover
FL90-SRK	FL90 Round Cover
FL450-SRK	FL450 Square Cover
FL60-SRK	FL60 Square Cover
FL76-SRK	FL76 Square Cover
FL96-SRK	FL96 Rectangle Cover
FL900-SRK	FL900 Square Cover
FL140-SRK	FL140 Square/Rectangle Cover

Captive lock down system

FIB90-L	Captive lock down system for FL90, FL100, FL120, FL180, FL600 and FL760 cover and frame.
FIB76-L	Captive lock down system for FL76, FL60, FL140, FL450, FL900 & FL96 cover & frame.
FIB2-L	Captive lock down system to fit all flat sealed covers.

Skirts / Round

FL100-SK300	GRP skirt to fit FL100 cover frame.	325
FL120-SK300	FRP skirt to fit FL120 cover.	290

Fibrelite™ Skirts / Round / continued

Article Number	Description	Depth (mm)
FL180-SK300	FRP skirt to fit FL180 cover, straight.	290
FL600-SK300	FRP skirt to fit FL600 cover, straight.	300
FL760-SK300	FRP skirt to fit FL760 cover, straight.	300
FL90-SK250	FRP skirt to fit FL90 cover, flared out.	252
FL90-SK300	FRP skirt to fit FL90 cover, straight.	300

Skirts / Square

FL1-SK300	FRP skirt to fit FL1 cover.	300
FL10-76-SK300	Skirt to fit FL10 & FL76 frame.	277
FL45-SK300	FRP skirt to fit FL45 cover.	300
FL450-SK300	FRP skirt to fit FL450 cover.	300
FL60-SK250	FRP skirt to fit FL60 cover.	280
FL900-SK300	FRP skirt to fit FL900 cover.	300

Skirts / Rectangle

FL140-SK300	FRP skirt to fit FL140 cover.	300
FL96-SK300	FRP skirt to fit FL96 cover.	300





Fibrelite™ Tank Sumps for GRP Tanks with Collar Ring

Turbine Sumps




Article Number	Description	Ø (m)
S8CR-390	Chamber with collar ring base connection, a corbel, non-structural internal lid, adjustable skirt and round 900mm flat sealed cover and composite frame.	1.2
S8CR-390-WT	Chamber with collar ring base connection, a sealed corbel, watertight platform, s/steel ring, adjustable skirt and round 900mm flat sealed cover and composite frame.	1.2
S8CR-390-CD	Chamber with collar ring base, a sealed corbel, non-structural internal lid with molded hole, adjustable skirt and round 900mm flat sealed cover with a sealed central dip cover (254mm diameter) and composite frame.	1.2
S8CR-390-OD	Chamber with collar ring base, sealed corbel, non-structural internal lid with molded hole, adjustable skirt, frame and round 900mm flat sealed cover with offset dip cover (254 mm diameter) and frame.	1.2
S15CR-390	Chamber with collar ring base, a corbel, non-structural internal lid, adjustable skirt and round 900mm flat sealed cover and composite frame.	1.45
S15CR-3100	Sealed chamber with collar ring base, a corbel, non-structural internal lid, adjustable skirt and round 1020mm flat sealed cover and composite frame.	1.45
S15CR-390-WT	Chamber with collar ring base connection, a sealed corbel, watertight platform, s/steel ring, adjustable skirt and round 900mm flat sealed cover and composite frame.	1.45

Article Number	Description	Ø (m)
S15CR-390-CD	Chamber with collar ring base, a sealed corbel, non-structural internal lid with molded hole, adjustable skirt and round 900mm flat sealed cover with a sealed central dip cover (254mm dia.) and composite frame.	1.45
S15CR-390-OD	Chamber with collar ring base, sealed corbel, non-structural internal lid with molded hole, adjustable skirt, frame and round 900mm flat sealed cover with offset dip cover (254 mm dia.) and frame.	1.45
S16CR-3100	Chamber with collar ring base, a corbel, non-structural internal lid, adjustable skirt and round 1020mm flat sealed cover and composite frame.	1.5
S16CR-3100-WT	Chamber with collar ring base connection, a sealed corbel, watertight platform, s/steel ring, adjustable skirt and round 1020mm flat sealed cover and composite frame.	1.5
S16CR-3100-CD	Chamber with collar ring base, a sealed corbel, non-structural internal lid with molded hole, adjustable skirt and round 1020mm flat sealed cover with a sealed central dip cover (254mm dia.) and composite frame.	1.5
S16CR-3100-OD	Chamber with collar ring base, sealed corbel, non-structural internal lid with molded hole, adjustable skirt, frame and round 1020mm flat sealed cover with offset dip cover (254 mm dia.) and frame.	1.5


Fill Sumps

Article Number	Description	Ø (m)
 S15CR-390-CF	Chamber with collar ring base, a sealed corbel with s/steel ring, spill tray with molded hole (to fit OPW spill bucket), adjustable skirt and round 900mm flat sealed cover with a sealed central fill cover (254mm dia.) and composite frame.	1.45
 S15CR-3100-MP16	Chamber with collar ring base, a sealed corbel with s/steel ring, spill tray with 2 molded holes (to fit OPW spill bucket), adjustable skirt and round 1020mm flat sealed cover with two sealed port covers (254mm dia.) and composite frame.	1.45
 S15CR-3100-OF8	Chamber with collar ring base, a sealed corbel with s/steel ring, spill tray with molded hole (to fit OPW spill bucket), adjustable skirt and round 1020mm flat sealed cover with a sealed offset fill cover (254mm dia.) and composite frame.	1.45
 S15CR-3100-CF	Chamber with collar ring base, a sealed corbel with s/steel ring, spill tray with molded hole (to fit OPW spill bucket), adjustable skirt and round 1020mm flat sealed cover with a sealed central fill cover (254mm dia.) and composite frame.	1.45

Green Area Chamber Systems

Article Number	Description	Ø (m)
 S8CR-290-WT-GA	Chamber with collar ring, corbel, s/steel ring and watertight platform. Designed for green area applications.	1.2
 S15CR-290-WT-GA	Chamber with collar ring base, corbel, s/steel ring and watertight platform. Designed for green area applications.	1.45
 S16CR-2100-WT-GA	Chamber with collar ring, corbel, watertight platform and ring. Designed for green area applications.	1.45




Accessories

 S8-EX300	300mm deep extension to fit S8, S8CR & S8SB sump systems.
S15CR-EX300	300mm deep extension to fit S15 CR sumps systems.
S16-EX300	300mm deep extension to fit S16 CR sump systems.






Fibrelite™ Tank Sumps for Steel Tanks

Round/Multi-sided Sumps





Article Number	Description	Ø (m)
 S8-376	Bolted base chamber with corbel, adjustable skirt, non-structural internal lid and square 760mm flat sealed cover and frame.	1.2
 S8-376-CD	Bolted base chamber with a corbel, adjustable skirt, non-structural internal lid with central dip port and square 760mm flat sealed cover with a sealed central dip cover and frame.	1.2
 S8-390	Bolted base chamber with corbel, adjustable skirt, non-structural internal lid and 900mm dia. flat sealed cover and frame.	1.2
 S8-390-CD	Bolted base chamber with corbel, adjustable skirt, non-structural internal lid with central hole and 900mm dia. flat sealed cover with a sealed central dip cover and frame.	1.2
 S14-390	Bolted base chamber with corbel, adjustable skirt, non-structural internal lid and 900mm dia. flat sealed cover and frame.	1.4
 S14-390-WT	Bolted base chamber with corbel, adjustable skirt, s/steel ring, watertight platform and 900mm dia. flat sealed cover and frame.	1.4
 S14-3100-WT	Bolted base chamber with corbel, adjustable skirt, s/steel ring, watertight platform and 1020mm dia. flat sealed cover and frame.	1.4
 S14-390-CD	Bolted base chamber with corbel, adjustable skirt, non-structural internal lid with central hole and 900mm dia. flat sealed cover with a sealed central dip cover and frame.	1.4
 S16-3100	Bolted base chamber with corbel, adjustable skirt, non-structural internal lid and 1020mm dia. flat sealed cover and frame.	1.5

Article Number	Description	Ø (m)
 S16SQ-3100	Chamber with a 1m square bolted base, corbel, adjustable skirt, non-structural internal lid and 1020mm dia. flat sealed cover and frame.	1.5
 S16-3100-CD	Bolted base chamber with corbel, adjustable skirt, non-structural internal lid with central hole and 1020mm dia. flat sealed cover with a sealed central dip cover and frame.	1.5
 S16SQ-3100-CD	Chamber with a 1m square bolted base, corbel, adjustable skirt, non-structural internal lid with central hole and 1020mm dia. flat sealed cover with a sealed central dip cover and frame.	1.5


Square/Octagonal Sumps




 S6-376	Square bolted base chamber with a sealed corbel, non-structural internal lid, adjustable skirt and square 760mm flat sealed cover and frame. 1m² tank flange connection.	1.2
 S7-376	Square bolted base chamber with a sealed corbel, non-structural internal lid, adjustable skirt and square flat sealed 760mm cover and frame. 1.2m tank flange detail.	1.2
 S6-376-CD	Square bolted base chamber with a sealed corbel, non-structural internal lid with central hole, adjustable skirt and square 760mm flat sealed central dip cover and frame. 1m² tank flange connection.	1.2
 S7-376-CD	Square bolted base chamber with a sealed corbel, adjustable skirt, non-structural internal lid with central hole and square 760mm flat sealed central dip cover and frame. 1.2m² tank flange detail.	1.2
 S6-390	Square bolted base chamber with a sealed corbel, adjustable skirt, non-structural internal lid and round 900mm flat sealed cover and frame. 1m² square tank flange detail.	1.2

Fibrelite® Tank Sumps for Steel Tanks / continued





	Article Number	Description	Ø (m)
	S7-390	Square bolted base chamber with a sealed corbel, adjustable skirt, non-structural internal lid and round 900mm flat sealed cover and frame. 1.2m² tank flange detail.	1.2
	S6-390-WT	Square bolted base chamber with a sealed corbel, adjustable skirt, s/steel ring, watertight platform and round 900mm flat sealed cover and frame. 1m² square tank flange detail.	1.2
	S7-390-WT	Square bolted base chamber with a sealed corbel, adjustable skirt, s/steel ring, watertight platform and round 900mm flat sealed cover and frame. 1.2m² square tank flange detail.	1.2
	S6-390-CD	Square bolted base chamber with a sealed corbel, non-structural internal lid with central hole, adjustable skirt and round 900mm flat sealed central dip cover and frame. 1m² tank flange connection.	1.2
	S7-390-CD	Square bolted base chamber with a sealed corbel, adjustable skirt, non-structural lid with central hole and round 900mm flat sealed cover with a central dip cover and frame. 1.2m² tank flange detail.	1.2
	S18-3100	Chamber with bolted base, corbel, non-structural internal lid, adjustable height skirt and round 1020mm flat sealed cover and frame.	1.3 x 1.5
	S12-390	Eight sided round bolted base chamber, corbel, adjustable height skirt, non-structural internal lid and round 900mm flat sealed cover and frame.	1.2
	S12-390-WT	Eight sided round bolted base chamber, corbel, adjustable height skirt, s/steel ring, watertight platform and round 900mm flat sealed cover and frame.	1.2
	S12SQ-390	Eight sided chamber with 1m square bolted base, corbel, adjustable height skirt, non-structural internal lid and round 900mm flat sealed cover and frame.	1.2
	S12SQ-390-WT	Eight sided chamber with 1m square bolted base, corbel, adjustable height skirt, s/steel ring, watertight platform and round 900mm flat sealed cover and frame.	1.2

Round Green Area Systems

	Article Number	Description	Ø (m)
	S8-290-GA	Bolted base chamber, corbel and non-structural lid with a watertight gasket, 2 fastening clips and 2 handles. 850mm clear opening.	1.2
	S8-290-WT-GA	Bolted base chamber, corbel, s/steel ring, watertight structural platform with handle.	1.2
	S8-2100-GA	Bolted base chamber, corbel and non-structural internal lid with a watertight gasket, 2 fastening clips and 2 handles. 965mm clear opening.	1.2
	S8-2100-WT-GA	Bolted base chamber, corbel, s/steel ring, watertight structural platform with handle. 965mm clear opening.	1.2
	S14-290-GA	Bolted base chamber, corbel and non-structural lid with a watertight gasket, 2 fastening clips and 2 handles. 850mm clear opening.	1.2
	S14-290-WT-GA	Bolted base chamber, corbel, s/steel ring, watertight structural platform with handle. 850mm clear opening.	1.4
	S16-290-GA	Bolted base chamber, corbel and non-structural lid with a watertight gasket, 2 fastening clips and 2 handles. 850mm clear opening.	1.5

	Article Number	Description	Ø (m)
	S16-290-WT-GA	Bolted base chamber, corbel, s/steel ring, watertight structural platform with handle. 850mm clear opening.	1.5
	S16-2100-GA	Bolted base chamber, corbel and non-structural internal lid with a watertight gasket, 2 fastening clips and 2 handles. 965mm clear opening	1.5
	S16-2100-WT-GA	Bolted base chamber, corbel, s/steel ring, watertight structural platform with handle. 965mm clear opening	1.5
	S16SQ-290-GA	Chamber with 1m square bolted base, corbel and non-structural lid with a watertight gasket, 2 fastening clips and 2 handles. 850mm clear opening	1.5
	S16SQ-290-WT-GA	Chamber with 1m square bolted base, corbel, s/steel ring, watertight structural platform with handle. 850mm clear opening.	1.5
	S16SQ-2100-GA	Chamber with 1m square bolted base, corbel and non-structural internal lid with a watertight gasket, 2 fastening clips and 2 handles. 965mm clear opening	1.5
	S16SQ-2100-WT-GA	Chamber with 1m square bolted base, corbel, s/steel ring, watertight structural platform with handle. 965mm clear opening.	1.5

Square/Octagonal Green Area Systems

	Article Number	Description	Ø (m)
	S6-276-GA	Square bolted base chamber, sealed corbel and non-structural lid with a watertight gasket, 2 fastening clips and 2 handles. 730mm clear opening 1m² square tank flange detail.	1.2
	S7-276-GA	Square bolted base chamber, sealed corbel and non-structural lid with a watertight gasket, 2 fastening clips and 2 handles. 730mm clear opening. 1.2m² square tank flange detail.	1.2
	S12-290-GA	Eight sided round bolted base chamber, sealed corbel and non-structural lid with a watertight gasket, 2 fastening clips and 2 handles. 850mm clear opening.	1.2
	S12-290-WT-GA	Eight sided round bolted base chamber, corbel, s/steel ring, watertight structural platform with handle. 850mm clear opening.	1.2
	S12SQ-290-GA	Eight sided chamber with 1 m square bolted base, sealed corbel and non-structural lid with a watertight gasket, 2 fastening clips and 2 handles. 850mm clear opening.	1.2
	S12SQ-290-WT-GA	Eight sided chamber with 1 m square bolted base, corbel, s/steel ring, watertight structural platform with handle. 850mm clear opening.	1.2
	S12-2100-GA	Eight sided round bolted base chamber, sealed corbel and non-structural lid with a watertight gasket, 2 fastening clips and 2 handles. 965mm clear opening.	1.2
	S12-2100-WT-GA	Eight sided round bolted base chamber, corbel, s/steel ring, watertight structural platform with handle. 965mm clear opening.	1.2
	S12SQ-2100-GA	Eight sided chamber with 1 m square bolted base, sealed corbel and non-structural lid with a watertight gasket, 2 fastening clips and 2 handles. 965mm clear opening	1.2
	S12SQ-2100-WT-GA	Eight sided chamber with 1 m square bolted base, corbel, s/steel ring, watertight structural platform with handle. 965mm clear opening.	1.2

Accessories










S8-EX300	300 mm extension to fit S8, S8CR & S8SB sump systems.	1.2
S14-EX300	300 mm extension to fit S14 sumps systems	1.4
S16-EX300	300 mm extension to fit S16 sump systems.	1.5
S16SQ-EX300	300 mm extension to fit S16SQ sump systems.	1.5
S7-EX300	300 mm extension to fit S7 or S6 chamber systems	1.2









Fibrelite™ Tank Sumps for Retrofit to Existing Tanks


Round/Multi-sided Sumps

Article Number	Description	Ø (m)
 S8SB-390	Solid base chamber with sealed corbel, adjustable height skirt, non-structural internal lid and round 900mm flat sealed cover with frame.	1.2
 S8SB-3100	Solid base chamber with sealed corbel, adjustable height skirt, non-structural internal lid and round 1020mm flat sealed cover with frame.	1.2
 S8SB-390-WT	Solid base chamber with sealed corbel, adjustable height skirt, s/steel ring, watertight platform and round 900mm flat sealed cover with frame.	1.2
 S8SB-390-CD	Solid base chamber with corbel, adjustable skirt, non-structural internal lid with central hole and 900mm dia. flat sealed cover with a sealed central dip cover and frame.	1.2
 S14SB-390	Solid base chamber with sealed corbel, adjustable height skirt, non-structural internal lid and round 900mm flat sealed cover with frame.	1.4
 S14SB-3100	Solid base chamber with sealed corbel, adjustable height skirt, non-structural internal lid and round 1020mm flat sealed cover with frame.	1.4
 S14SB-390-CD	Solid base chamber with corbel, adjustable skirt, non-structural internal lid with central hole and 900mm dia. flat sealed cover with a sealed central dip cover and frame.	1.4

Solid Base Round Green Area Systems

Article Number	Description	Ø (m)
 S8SB-290-GA	Solid base chamber, corbel and non-structural lid with a watertight gasket, 2 fastening clips and 2 handles. 850mm clear opening.	1.2
 S8SB-290-WT-GA	Solid base chamber, corbel, s/steel ring, watertight structural platform with handle.	1.2
 S8SB-2100-GA	Solid base chamber, corbel and non-structural internal lid with a watertight gasket, 2 fastening clips and 2 handles. 965mm clear opening	1.2
 S8SB-2100-WT-GA	Solid base chamber, corbel, s/steel ring, watertight structural platform with handle. 965mm clear opening	1.2
 S14SB-290-GA	Solid base chamber, corbel and non-structural lid with a watertight gasket, 2 fastening clips and 2 handles. 850mm clear opening.	1.4
 S14SB-290-WT-GA	Solid base chamber, corbel, s/steel ring, watertight structural platform with handle. 850mm clear opening.	1.4

Accessories

 S8-EX300	300mm extension to fit S8, S8CR & S8SB sump systems.	1.2
S14-EX300	300mm extension to fit S14 & S14B sump systems.	1.4

Fibrelite™ Dispenser Sumps

Suction system includes pipework support rails. For pressure systems, order shear valve rails separately.

Dresser Wayne

Article Number	Description	Dim. (mm)
EL-W-VIS35	GRP system with dispenser support rails to fit Wayne Vista narrow body (886mm, 35" wide) models.	862 x 862
EL-W-VIS35-DC	GRP system with dispenser support rails to fit Wayne Vista narrow body (886mm, 35" wide) models. Designed to fit between double canopy columns.	780 x 780
EL-W-VIS48	GRP system with dispenser support rails to fit Wayne Vista wide body (1219mm, 48") models.	1100 x 800
EL-W-VIS48-DC	GRP system with dispenser support rails to fit Wayne Vista wide body (1219mm, 48" wide) models. Designed to fit between double canopy columns.	780 x 780
EL-W-VIS-390-399	GRP system with dispenser support rails to fit Wayne Vista 390 and 399 models.	1100 x 800
EL-W-OVA	GRP system with dispenser support rails to fit Wayne Ovation models.	1100 x 800
EL-W-GC-G2200	GRP system with dispenser support rails to fit Wayne Global Century G2200 models.	862 x 862
EL-W-GS-2	GRP system with dispenser support rails to fit Wayne Global Star 2 hose model	682 x 682
EL-W-GS-4	GRP system with dispenser support rails to fit Wayne Global Star 4 hose model	1100 x 800
EL-W-GS-6	GRP system with dispenser support rails to fit Wayne Global Star 6 hose model	1100 x 800
EL-W-GS-8	GRP system with dispenser support rails to fit Wayne Global Star 8 hose model	1100 x 800
EL-W-GSH	GRP solid base sump and corbel. Includes metal work.	862 x 862
EL-W-SATII	GRP solid base sump and corbel for Wayne SAT II Satellite Column.	780 x 780

Gilbarco Veeder-Root

Article Number	Description	Dim. (mm)
EL-G-E500	GRP system with dispenser support rails to fit Gilbarco Encore 500S model.	1100 x 798
EL-G-E500-NB	GRP system with dispenser support rails to fit Gilbarco Encore 500S narrow body model.	1000 x 711
EL-G-ADV-48	GRP system with dispenser support rails to fit Gilbarco Advantage 48 wide body models. B02, B03, B04, B84 & B85.	1100 x 800
EL-G-ADV-36	GRP system with dispenser support rails to fit Gilbarco Advantage 36" narrow body models. B20, B21, BD1, BD0, B42, B43.	862 x 862
EL-G-LEG	GRP system with dispenser support rails to fit Gilbarco Legacy models.	682 x 682
EL-G-ELEC	GRP system with dispenser support rails to fit Gilbarco Electrolite models.	682 x 682
EL-G-EURO2-4	GRP system with dispenser support rails to fit Gilbarco Eurolite 2 grade 4 hose models.	1100 x 800
EL-G-HZN-4	GRP system with dispenser support rails to fit Gilbarco Horizon 4 grade models.	1100 x 800
EL-G-SK700	GRP system with dispenser support rails to fit Gilbarco SK700 models	1100 x 800

Tokheim

Article Number	Description	Dim. (mm)
EL-T-Q510-4-8	GRP system with dispenser support rails to fit Tokheim Quantum 510T 4 grade model.	1100 x 800
EL-T-Q410	GRP system with dispenser support rails to fit Tokheim Quantum 410 models	1210 x 704
EL-T-Q310	GRP system with dispenser support rails to fit Tokheim Quantum 310 models.	862 x 862

Tatsuno



EL-TAT-SM1010	GRP system with dispenser support rails to fit Tatsuno Salemaker SM1010 1 grade models.	682 x 682
---------------	---	-----------



EL-TAT-SM1060	GRP system with dispenser support rails to fit Tatsuno Salemaker SM1060 3 grade models.	1100 x 800
---------------	---	------------



EL-TAT-SM-1080	GRP system with dispenser support rails to fit Tatsuno Salemaker SM1080 4 grade models.	1100 x 800
----------------	---	------------



EL-TAT-CRSUN-NY-222LPO	GRP system with dispenser support rails to fit Tatsuno CR Sunny 2 grade models.	682 x 682
------------------------	---	-----------



EL-TAT-NEOSUN-NY	GRP system with dispenser support rails to fit Tatsuno Neo Sunny models.	1100 x 800
------------------	--	------------

Pumptronics



EL46-26	Excel testable dispenser sump. (Single Wall) 750mm deep. Optional shear valve rail for pressure systems.	1170 x 660
---------	--	------------



EL-PT-MONO-SCS	GRP system with dispenser support rails to fit Pumptronics Mono suction model. 1 grade.	490 x 490
----------------	---	-----------

Dispenser Sump Accessories



EL46-26-SVR	GRP solid base sump and corbel to fit Censtar CS42 series models. Metalwork included.	1100 x 800
-------------	---	------------



MPK-10	Pressure system shear valve mounting kit (designed to fit OPW shear valves).	
--------	--	--



MPK-10-S	Suction system riser pipe mounting plate kit 2" or 1.5".	
----------	--	--

Fibrelite™ Remote Fill Sumps

Underground Fill Sumps

Article Number	Description	Dim. (mm)
S2-3760-OF-1	GRP solid base sump, GRP spill container, GRP skirt, 760mm dia flat sealed cover and frame. ½ tin sealant. 1 Fill.	500² x 600 deep
S2-3760-OFD-1	GRP solid base sump, GRP spill container with an integrated drainback system, GRP skirt, 760mm dia flat sealed cover and frame. ½ tin sealant. 1 Fill.	500² x 600 deep
S2-3760-OF-2	GRP solid base sump, GRP spill container, GRP skirt, 760mm dia flat sealed cover and frame. ½ tin sealant. Designed to fit Environ pipework. 2 Fills.	500² x 600 deep
S2-3760-OFD-2	GRP solid base sump, GRP spill container with an integrated drainback system, GRP skirt, 760mm dia flat sealed cover and frame. ½ tin sealant. 2 Fills.	500² x 600 deep
S2-3760-OF-11	GRP solid base sump, GRP spill container, GRP skirt, 760mm dia flat sealed cover and frame. ½ tin sealant. 1 Fill and 1 VR1B.	500² x 600 deep
S2-3760-OFD-11	GRP solid base sump, GRP spill container with an integrated drainback system, GRP skirt, 760mm dia flat sealed cover and frame. ½ tin sealant. 1 Fill and 1 VR1B.	500² x 600 deep
S2-3760-OF-21	GRP chamber with a GRP spill container and 762mm diameter round flat sealed cover. 2 Fills and 1 VR1B.	490 x 600
S2-3760-OFD-21	GRP chamber with a GRP spill container with an integrated drainback system and 762mm diameter round flat sealed cover. 2 Fills and 1 VR1B.	490 x 600

Article Number	Description	Dim. (mm)
S57-3180-OF-K1-DW	Secondary contained remote fill sump. Solid base sump with a sealed secondary spill container. 450mm dia. flat sealed cover and frame. Includes PEC2-33 grounding sealkit and pre-fitted KPS 125/110 secondary contained pipework.	570 dia. x 635 deep
S2-3760-OF-EU-K1	GRP chamber with a GRP spill container and 762mm diameter round flat sealed cover. 1 KPS 125/110 fill pipe.	490 x 600
S2-3760-OF-EU-K2	GRP chamber with a GRP spill container and 762mm diameter round flat sealed cover. 2 KPS 125/110 fill pipes.	490 x 600
S2-3760-OFD-K2	GRP solid base sump, GRP spill container with an integrated drainback system, GRP skirt, 760mm dia. flat sealed cover and frame. ½ tin sealant. Designed to fit KPS pipework. 2 KPS 125/110 fill pipes.	500² x 600 deep
S2-3760-OF-EU-K11	GRP chamber with a GRP spill container and 762mm diameter round flat sealed cover. 1 KPS 125/110 fill and 1 KPS 125/90 VR1B pipe.	490 x 600
S2-3760-OF-EU-K21	GRP chamber with a GRP spill container and 762mm diameter round flat sealed cover. 2 KPS 125/110 fill and 1 KPS 125/90 VR1B pipe.	490 x 600

Above Ground Fill Sumps



Article Number	Description	Dim. (mm)
S22-2-AGF	GRP deep aboveground fill sump with hinged double door to fit up to 7 fills and 1 VR1B.	2240 x 687 x 1257 deep
S24SH-2-AGF	GRP deep aboveground fill sump with hinged double door to fit up to 9 fills and 1 VR1B.	2750 x 793 x 775 deep
S22SH-2-AGF	GRP deep aboveground fill sump with hinged double door to fit up to 7 fills and 1 VR1B.	2240 x 687 x 775 deep



Article Number	Description	Dim. (mm)
S20-2-AGF	GRP deep aboveground fill sump with hinged double door to fit up to 5 fills and 1 VR1B.	1737 x 687 x 1257 deep
S19-2-AGF	GRP deep aboveground fill sump with hinged double door to fit up to 4 fills.	1237 x 686 x 1257 deep

Fibrelite™ Underground Enclosures

Square Sumps



Article Number	Description	Dim. (mm)
S1-1450	Solid base chamber with a square 450mm flat sealed cover and frame.	450 ² x 600 deep
S1-3450-SKIRT	Solid base chamber, adjustable height skirt and a square 450mm flat sealed cover and frame.	450 ² x 600 deep
S2-160	Solid base chamber with a square 600mm flat sealed cover and frame.	600 ² x 600 deep
S2-360-SKIRT	Solid base chamber, adjustable height skirt and a square 600mm flat sealed cover and frame.	600 ² x 1100 deep
S3-376	Solid base chamber and a square 760mm flat sealed cover and frame.	760 ² x 600 deep
S3-376-SKIRT	Solid base chamber, adjustable height skirt and a square 760mm flat sealed cover and frame.	760 ² x 600 deep
S4-376	Solid base chamber with a square 760mm flat sealed cover and frame.	760 ² x 760 deep
S4-376-SKIRT	Solid base chamber, adjustable height skirt and a square 760mm flat sealed cover and frame.	760 ² x 760 deep
S80-2760	Solid base sump with a corbel and 760mm dia. flat sealed cover and frame	862 ² x 675 deep

Rectangular Sumps



Article Number	Description	Dim. (mm)
S9-3140	Solid base chamber, corbel, adjustable skirt, internal lid and flat sealed cover with frame.	1473 x 991

Vent Transition Sumps



Article Number	Description	Dim. (mm)
S11-2-VENT	Vent pipe transition sump. Below ground solid base sump, with 450mm high above ground sealed top with lockable hinged door. Includes pipework support rail and fixings. Order pipe entry boots PSB/75, PSB/63/VT & vent riser mounting brackets MPK-VENT separately.	1100 x 800 x 525
S100-2-VENT	Vent pipe transition sump. Below ground solid base sump, with 450mm high above ground sealed top with lockable hinged door. Includes pipework support rail and fixings. Order pipe entry boots PSB/63, PSB/90 PSB/63/VT, PSB/90/VT & vent riser mounting brackets MPK-VENT separately.	1500 x 850 x 47

Monitoring Well, Grounding Point & Tank Riser Sumps



Article Number	Description
S0-1120-ATG	ATG Ground Box. 300mm dia. solid base sump with a 300mm dia. flat sealed cover and frame. One PSB-110 110mm dia. pipe sealkit. One PEC-32 32mm dia. conduit sealkit.
S0-1120-MD	Manual Dip Ground Box. 300mm dia. solid base sump with a 300mm dia. flat sealed cover and frame. One PSB-110 110mm dia. pipe sealkit.
S0-1120-MW	Monitoring Well System. 300mm dia. solid base sump with a 300mm dia. grey flat sealed monitoring well cover with a black ID warning and frame.
S49-1180	Double Tank Riser Ground Box. 485mm dia. x 450mm deep solid base sump with a 457mm dia. flat sealed cover and frame. Designed to contain two tank risers & two conduits. Entry kits to be ordered separately.
FL120-MWS	300mm dia flat sealed cover with DO NOT FILL ID logo, frame and 300mm deep skirt. Monitoring well system with open base.

Direct Fill Spill Containers



Article Number	Description
S45-1180-DF	385mm dia. x 550mm deep solid base sump with spill container. One 110mm viton riser sealkit. One inspection hole cap. 457mm dia. flat sealed cover frame. One PSBD-110 double sided viton pipe sealkit. One grounding cable sealkit.
S45-1180-DFD	385mm dia. x 550mm deep solid base sump with spill container. One 110mm viton riser sealkit. One inspection hole cap. 457mm dia. flat sealed cover frame. One PSBD-110 double sided viton pipe sealkit. One grounding cable sealkit. Includes drainback valve system.

Fibrelite™ Entry Seals

Pipe Entry Seals

Article Number	Description
PSB-27	Pipe entry kits to fit 3/4" steel conduit.
PSBD-27	Double sided pipe entry kits to fit 27mm single bore pipework.
PSB-33	Pipe entry kits to fit 33mm steel conduit.
PSBD-33	Double sided pipe entry kits to fit 33mm single bore pipework.
PSB-50	Pipe entry kit to fit 50mm single bore pipework.
PSBD-50	Double sided pipe entry kit to fit 50mm dia. primary pipework.
PSB-63	Pipe entry kit to fit 63mm single bore pipework.
PSBD-63	Double sided pipe entry kit to fit 63mm dia. primary pipework.
PSB-75	Pipe entry kit to fit 75mm single bore pipework.
PSBD-75	Double sided pipe entry kit to fit 75mm dia. primary pipework.
PSB-90	Pipe entry kit to fit 90mm single bore pipework.
PSBD-90	Double sided pipe entry kit to fit 90mm dia. primary pipework.
PSB-110	Pipe entry kits to fit 110mm single bore pipework.
PSBD-110	Double sided pipe entry kit to fit 110mm dia. primary pipework.

Entry boots are available in viton. Denoted -V. Viton is recommended if the entry boot will come into contact with biofuels E15 and B15 and higher. For example, inside fill sumps.

Article Number	Description
PSB-125	Large clearance pipe entry kits to fit 125mm single bore pipework.
PSBD-125	Double sided pipe entry kit to fit 125mm dia. primary pipework.
PSB-140	Large clearance entry pipe kits to fit 140mm pipe.
PSBD-140	Double sided pipe entry kit to fit 140mm dia. primary pipework.
PSB-160	Large clearance pipe entry kit to 160mm pipe
PSBD-160	Double sided pipe entry kit to fit 160mm dia. primary pipework.
PDBD-115-50	Secondary contained pipe entry kit, 50mm primary pipe, 115mm OPW Duct
PDBD-110-75	Secondary contained pipe entry kit, 75mm primary pipe, 115mm Duct
PDBD-115-63	Secondary contained pipe entry kit, 63mm primary pipe, 115mm OPW Duct
PSB-63-VT	Pipe sealkit designed to fit 63mm dia. vent riser
PSB-90-VT	Pipe sealkit designed to fit 90mm dia. vent riser
VT-CAP-63	UV resistant cap to protect pipe entry sealkits installed on S11-2 vent transition sump (fits PSB-63-VT)
VT-CAP-90	UV resistant cap to protect pipe entry sealkits installed on S11-2 vent transition sump (fits PSB-90-VT)

Conduit and Cable Entry Seals

Article Number	Description
PEC2-33	Grounding cable sealkit, designed to fit 1" or 33mm steel conduit. 1 hole fits 1 cable 9-20mm dia. 3 hole fits 3 cables 5-8mm dia.
PEC2-50	Grounding cable sealkit, designed to fit 1.5" steel conduit or 50mm dia. semi rigid plastic pipe 1 hole fits 1 cable 9-20mm dia. 3 hole fits 3 cables 5-8mm dia.
PCE-1-kit	110mm dia. pipe entry seal kit (PSB-110), with sealtight compression gland. Sealing gland fits 4 cables (9-20mm) or 12 cables (4-8mm). Internal sealing gland can be purchased separately. (PCE-1)
PCE-2	110 mm dia. rubber cable entry kit designed to seal up to 16 cables. Supplied with cable ties.

Article Number	Description
PCE-1	110mm Sealing gland fits 4 cables (9-20mm) or 12 cables (4-8mm).
PEC-23	Suitable for 23 mm conduit.
PEC-25	Suitable for 25 mm conduit.
PEC-27	Suitable for 3/4" steel conduit.
PEC-32	Suitable for 32 mm conduit.
PEC-33	Suitable for 1" steel conduit.
PEC-50	Electrical entry sealkit designed to fit 38mm (1 1/2") steel conduit or 50mm dia. semi-rigid pipe.

Fibrelite™ Accessories

Chamber Extensions


Article Number	Description
S8-EX300	300mm deep extension to fit S8, S8CR & S8SB sump systems.
S14-EX300	300mm deep extension to fit S14 and S14SB sump systems.
S15-EX300	300mm deep extension to fit S15CR sump systems.
S16-EX300	300mm deep extension to fit S16 and S16CR sump systems.
S16SQ	300mm deep extension to fit S16SQ sump systems.
S7-EX300	300mm deep extension to fit S6, S7 and S7SB sump systems.
S9-EX300	300mm deep extension to fit S9 sump systems.

Draining and Sealing

Article Number	Description
SC-DRAIN	Spill container drainback hose and fittings.
1DK-2100EVR	Drain valve kit.
S-CS-SEALKIT	Corbel to skirt sealkit including ½ tin self-levelling sealant, water bottle, cage, drain and fixing kit.
40FC-SEALANT	Polyurethane sealant 310ml (10.5oz) tube. Available in black and yellow.

Fiberglass Tank Collars

Tank collars can be made to order. Please enquire.



Dispensing Equipment

- AVANCE™ by OPW™
- OPW

AVANCE™ Conventional and Vapor Recovery Nozzles



PRODUCT CONFIGURATION CODE

		A	B	C	D	E	F	G	H	I	J	K	L	M	N
A	PRODUCT LINE	AVANCE	A												
B	STYLE	Conventional	C												
	Vapor Recovery	V													
C	PRODUCT TYPE	Nozzle	N												
D	SPOUT CONFIGURATION	24 mm LEADED/DIESEL <E15/B5		D											
	21 mm UNLEADED <E15	P													
	21 mm VAPOR RECOVERY <E15	V													
E	COLD WEATHER RATING	Standard		N											
	Extreme cold weather rating	X													
F	AVANCE SafetyCap (ASC)	With AVANCE SafetyCap (ASC)			B										
	Without AVANCE SafetyCap (ASC)	A													
G	LEVER GUARD STYLE	# 3 guard style						3							
	# 4 guard style							4							
	# 8 guard style							8							
	New Tatsuno boot style							T							
H	MAGNET CONFIGURATION	With magnet							M						
	Without magnet	X													
I	HOLD OPEN OPTION	Yes								1					
	None	K													
J	TOP COVER STYLE	OPW Standard style									A				
K	TOP COVER COLOR	Green										1			
	Red											3			
	Black											4			
	Blue											5			
	Orange											7			
	Yellow											9			
L	TOP SCUFF GUARD COLOR	Green											1		
	Red												3		
	Black												4		
	Blue												5		
	Orange												7		
	Yellow												9		
M	BOTTOM SCUFF GUARD COLOR	Black												4	
N	Message Center Cover COLOR	Green													1
	Red														3
	Black														4
	Blue														5
	Orange														7
	Yellow														9
	Transparent														0

Example: AVN-VNB-3X1-A144-0

Custom Avance Message Center Inserts



Article Number	Description
ACL-ST	Avance Message Center Inserts printed on UV stable and fuel resistant synthetic paper. For conventional and vapor recovery nozzles.



AVANCE™ High-flow Nozzles

PRODUCT CONFIGURATION CODE

		A	B	C	D	E	F	G	H	I	J	K	L	M	N	O	P
A	PRODUCT LINE	AVANCE	A														
B	STYLE	Conventional High-Flow	H														
C	PRODUCT TYPE	Nozzle		N													
D	SPOUT CONFIGURATION	31mm OD standard spout, aluminum			A												
E	COLD WEATHER RATING	Standard				N											
	Extreme cold weather rating					X											
F	AVANCE SAFETYCAP (ASC)	With AVANCE SafetyCap (ASC)					B										
	Without AVANCE SafetyCap (ASC)						A										
G	LEVER GUARD STYLE	# 3 guard style						3									
	# 4 guard style							4									
	# 8 guard style							8									
H	MAGNET CONFIGURATION	With magnet							M								
	Without magnet								X								
I	HOLD OPEN OPTION	Yes								1							
	None									K							
J	TOP COVER STYLE	OPW Standard style									A						
K	TOP COVER COLOR	Black										4					
L	SCUFF GUARD COLOR	Black											4				
M	HANDWARMER COLOR	Black												4			
N	MESSAGE CENTER COVER COLOR	Black													4		
	Transparent														0		
O	SWIVEL / SWIVELBREAKAWAY	Swivel 1" BSP male														1	
	Swivel 1" BSP female															2	
	Swivel 1" NPT female															3	
	Swivelbreakaway 1" BSP male															5	
	Swivelbreakaway 1" BSP female															6	
	Swivelbreakaway 1" NPT female															7	
P	COLD WEATHER RATING	Standard															N
	Extreme cold weather rating																X

Example: AHN-AXA-3MK-A444-0-1N

Custom Avance Message Center Inserts



Article Number	Description
ACL-HF	Avance Message Center Inserts printed on UV stable and fuel resistant synthetic paper. For high flow nozzles.

AVANCE™ Swivels, Breakaways and Swivelbreakaways



Conventional and High-flow Swivels and Swivelbreakaways

			PRODUCT CONFIGURATION CODE								
			A	B	C	D	E	F	G	H	I
A PRODUCT LINE	AVANCE		A								
B STYLE	Conventional Conventional High-Flow			C H							
C PRODUCT TYPE	Single-plane swivel Swivelbreakaway				S NSB1						
D THREAD TYPE - HOSE SIDE	Female Male					F M					
E THREAD SIZE - HOSE SIDE	3/4" BSPP 1" BSPP 3/4" NPT 1" NPT					D E B C					
F THREAD TYPE - NOZZLE SIDE	Male						M				
G THREAD SIZE - NOZZLE SIDE	M34 (Conventional) 1-7/16_18 UNEF (High-flow)							A H			
H FUEL TYPE	Leaded / Unleaded / Diesel									A	
I COLD WEATHER RATING	Standard Extreme cold weather rating										N X

Example: ACS-FDMA-AN

Vapor Recovery Breakaways

			PRODUCT CONFIGURATION CODE								
			A	B	C	D	E	F	G	H	I
A PRODUCT LINE	AVANCE		A								
B STYLE	Vapor recovery			V							
C PRODUCT TYPE	Breakaway				NB1						
D THREAD TYPE - HOSE SIDE	Female					F					
E THREAD SIZE - HOSE SIDE	M34						A				
F THREAD TYPE - NOZZLE SIDE	Male							M			
G THREAD SIZE - NOZZLE SIDE	M34								A		
H FUEL TYPE	Leaded / Unleaded / Diesel									A	
I COLD WEATHER RATING	Standard Extreme cold weather rating										N X

Example: AVNB1-FAMA-AN

AVANCE™ Conventional and Vapor Recovery Hoses

		PRODUCT CONFIGURATION CODE										
		A	B	C	D	E	F	G	H	I	J	K
A	PRODUCT LINE	AVANCE										
B	STYLE	Conventional										
	Vapor Recovery											
C	PRODUCT TYPE	Hose										
D	HOSE ID	Conventional "basic"			A							
	Conventional "high"				B							
	Truck Diesel Hi-flow				D							
	Vapor Recovery Coaxial assembly				E							
E	HOSE LENGTH	Length in centimeter			---							
F	INLET COUPLINGS - THREAD TYPE	Male					M					
	Female						F					
G	INLET COUPLINGS - THREAD SIZE	3/4" BSPP						D				
	1" BSPP							E				
	M34 / VR with Swivel							H				
	M34 / VR without Swivel							I				
H	INLET COUPLINGS - MATERIAL	Chrome-plated brass							A			
	Brass								C			
	Stainless Steel								D			
I	OUTLET COUPLINGS - THREAD TYPE	Male								M		
	Female									F		
J	OUTLET COUPLINGS - THREAD SIZE	3/4" BSPP									D	
	1" BSPP										E	
	M34 / VR with Swivel										H	
	M34 / VR without Swivel										I	
K	OUTLET COUPLINGS - MATERIAL	Chrome-plated brass										A
	Brass											C
	Stainless Steel											D

Additional options per request

Example: AVH-E250-MDA-MDA

OPW Conventional Nozzles

Standard Petrol Nozzles, Unleaded Spout

Article Number	Description
11ALPI-910L	3/4" BSP, Green
11ALPI-930L	3/4" BSP, Red
11ALPI-940L	3/4" BSP, Black
11ALPI-940W	3/4" BSPP, for Wayne type dispenser
11ALPI-940GW	3/4" BSPP, for Gilbarco type dispenser
11ALPI-950L	3/4" BSP, Blue
11ALPI-980L	3/4" BSP, Orange
11ALPI-990L	3/4" BSP, Yellow
11AP-0100	3/4" NPT, Green
11AP-0300	3/4" NPT, Red
11AP-0400	3/4" NPT, Black
11AP-0500	3/4" NPT, Blue
11AP-0750	3/4" NPT, Gold



Standard Nozzles, Diesel/Leaded Spout

11ALD-1001	3/4" BSP, double poppet, no handguard
11ALD-1041	3/4" BSP, double poppet, black
11ALI-910L	3/4" BSP, Green
11ALI-930L	3/4" BSP, Red
11ALI-940L	3/4" BSP, Black
11ALI-980L	3/4" BSP, Orange
11ALI-990L	3/4" BSP, Yellow



Standard Nozzle Spout Kits

5BI-2110	Spout Kit, for 11A, leaded
5BPI-2117	Spout Kit, for 11A, unleaded



Pre-pay Petrol Nozzles, Unleaded Spout

11BLP-0100	3/4" BSP, Green
11BLP-0300	3/4" BSP, Red
11BLP-0400	3/4" BSP, Black
11BP-0100	3/4" NPT, Green
11BP-0300	3/4" NPT, Red
11BP-0750	3/4" NPT, Gold



Pre-pay Nozzles, Diesel/Leaded Spout

11BL-0100	3/4" BSP, Green
11BL-0415L	3/4" BSP, Black
11BL-0900	3/4" BSP, Yellow
11B-0100	3/4" NPT, Green
11B-0400	3/4" NPT, Black



Pre-pay Nozzle Spout Kits

5BBI-2135	Spout Kit, for 11B, leaded
5BBPI-2137	Spout Kit, for 11B, unleaded



OPW Conventional Nozzles / continued

Splash Guards



Article Number	Description
8B-0500	FILLGARD, 3/4", Blue
8BL-0400	FILLGARD, 3/4", Black
8G-0100	FILLGARD, 3/4", Green
8R-0300	FILLGARD, 3/4", Red

High-flow Diesel Nozzles



7HL-034L	High Capacity Nozzle, 1" BSP, Black
7HL-034W	High Capacity Nozzle, 1" BSP, Black, for Wayne type
7HL-034GW	High Capacity Nozzle, 1" BSP, Black, for Gilbarco type
7HL-0900	High Capacity Nozzle, 1" BSP, Yellow
7H-0400	Diesel, 1" NPT, Black

High-flow Diesel Prepay Nozzles



7HBL-034L	1" BSP, Diesel Nozzle, Black
7HB-0400	1" NPT, Diesel Nozzle, Black

High-flow Nozzle Spout Kits



5BH-0115	Spout Kit, 7H, With Ring
5BH-5115	Spout Kit, 7H, Without Ring

OPW Conventional Swivels, Breakaways & Accessories

Swivels



Article Number	Description
45L-506L	Hose End Swivel, 3/4"M x 3/4"F BSP
45L-507L	Hose End Swivel, 1"M x 1"F BSP
241TPS-241L	Two Plane Hose Swivel, 3/4" BSP
241TPS-100L	Two Plane Hose Swivel, 1" NPT
36SLD-1	Hose End Swivel, 3/4"M x 3/4"F BSP
36SLD-2	Hose End Swivel, 3/4"M x 1"F BSP
36SLD-3	Hose End Swivel, 3/4"M x 1"M BSP
36SLD-4	Hose End Swivel, 1"M x 1"F BSP
36SLD-5	Hose End Swivel, 1"M x 1"M BSP

Breakaways



66REC-100L	3/4" BSPP, Reconnectable Breakaway Valve
66VL-075L	3/4" BSP, Breakaway Valve
66VL-300L	1" BSP 300 lbs, Breakaway Valve
66SP-5150	1 1/2" NPT, Breakaway
66SP-6200	2" NPT, Breakaway

OPW Conventional Swivels, Breakaways & Accessories / continued

Article Number	Description
Whip-hoses	
66H-0075	3/4" NPT, whip-hose, 9 inches
66H-0075M	3/4" NPT, straightening hose, 203mm
66H-0080	3/4" NPT, straightening hose, 305mm
66H-100	3/4" NPT, whip-hose, 1 meter
66H-1300	1" NPT, whip-hose, 12 inches
66H-1400	1" NPT, straightening hose, 305mm

**OPW Vapor Recovery Nozzles**

12VW-0100	New Premium Vacuum-Assist Nozzle, Green
12VW-0100FCE	Vacuum-Assist Nozzle H Holes/ Green
12VW-01573	12VW Nozzle, 3 Pos Rack, Vapor Valve, Green H.I.
12VW-0300	New Premium Vacuum-Assist Nozzle, Red
12VW-0400FCE	Vacuum-Assist Nozzle H Holes/ Black
12VW-0750	New Premium Vacuum-Assist Nozzle, Gold

**OPW Vapor Recovery Swivels & Breakaways**

66ISB-5100	Vacuum-Assist Swivel & Reconnectable Breakaway Combo
MFVA	Vacuum-Assist Swivel
66CAS-0300	Vacuum-Assist Reconnectable Breakaway



CNG Equipment



CNG EQUIPMENT

CNG Dispensing Equipment

Nozzles



Article Number	Inlet Thread Size	Service Pressure	Weight
PG32P30	9/16"-18 UNF-2A	P30 - 3000 psi (200 bar)	4.6 lbs (2.08 kg)
PG42P30	9/16"-18 UNF-2A	P30 - 3000 psi (200 bar)	4.6 lbs (2.08 kg)
PG82P30	9/16"-18 UNF-2A	P30 - 3000 psi (200 bar)	4.6 lbs (2.08 kg)
CT1000SS	SAE - 6, 9/16" - 18 UNF	3000 psi (200 bar)	3.61 lbs (1.63 kg)
CT1000P36S	SAE - 6, 9/16" - 18 UNF	3600 psi (250 bar)	3.65 lbs (1.65 kg)
CT5000S	SAE - 10, 7/8" - 14 UNF	3600 psi (250 bar)	8.77 lbs (3.98 kg)
CC300P30S	SAE - 8, 3/4" - 16 UNF	P 30 - 3600 psi (250 bar)	1.31 lbs (0.59 kg)
CC600S	SAE - 6, 9/16" - 18 UNF	P 30 - 3000 psi (200 bar)	1.34 lbs (0.61 kg)
CC6000	SAE - 6, 9/16" - 18 UNF	P 36 - 3600 psi (250 bar)	2.94 lbs (1.33 kg)

In-line Breakaways and Hoses



Article Number	Inlet Thread Size	Outlet Thread Size	Service Pressure
FLB-1000	SAE - 6,9/16" - 18 UNF (female)	SAE - 6,9/16" - 18 UNF (female)	3600 psi (250 bar)
FLB-5000	SAE - 10,7/8" - 14 UNF (female)	SAE - 10,7/8" - 14 UNF (female)	3600 psi (250 bar)
NGVLB	SAE - 6,9/16" - 18 UNF	SAE - 6,9/16" - 18UNF	3600 psi (250 bar)
LDCNGHOSE-11	Standard NGV-1 Dual CNG Hose, 11'		5000 psi (345 bar)
HDCNGHOSE-11	Heavy-duty Dual CNG Hose 11'		5000 psi (345 bar)
CNGHOSE 122	Standard NGV-1 Dual CNG Hose, 12'		5000 psi (345 bar)
CNGHOSE5	Heavy-duty Dual CNG Hose 13'		5000 psi (345 bar)
6102-CNG	CNG Hose Retractor		
6102-CNG2	CNG Hose Retractor		

Receptacles



Article Number	Inlet Thread Size	Service Pressure	Weight
CL40	9/16" (1.43 cm) - 18 SAE-6 Female Port	3600 psi (248 bar)	.91 lb. (.413 kg)
CL50	7/8" 14 SAE-10 Female Port	3600 psi (248 bar)	.91 lb. (.413 kg)
LD30	NGV1 Receptacle w/ Bulkhead, P30	3000 psi (200 bar)	.44 lb. (.2 kg)
LD36	NGV1 Receptacle w/ Bulkhead, P36	3600 psi (250 bar)	.44 lb. (.2 kg)
LB30	NGV1 Receptacle w/ 3/4" flats, P30	3000 psi (200 bar)	.31 lb. (.14 kg)
LB36	NGV1 Receptacle w/ 3/4" flats, P36	3600 psi (250 bar)	.31 lb. (.14 kg)

Fueling System



Article Number	Description	Service Pressure
3WV-44	3-way valve, cover & outlet tubing with 4/4 connection	Up to 5000 psi (345 bar)
3WV-44A	3-way valve, cover, outlet tubing with 4/4 connection & 3/4" extender	Up to 5000 psi (345 bar)
3WV-44B	3-way valve, cover, outlet tubing with 4/4 connection & 45 degree extender	Up to 5000 psi (345 bar)
3WV-44C	3-way valve, cover, outlet tubing with 4/4 connection & 4" rigid extender	Up to 5000 psi (345 bar)
3WV-44D	3-way valve, cover, outlet tubing with 4/4 connection & whip-hose extender	Up to 5000 psi (345 bar)
3WV-44AP30	3-way valve, cover, outlet tubing with 4/4 connection, 3/4" extender & CC600S	3000 psi (200 bar)
3WV-44BP36	3-way valve, cover, outlet tubing with 4/4 connection, 45 degree extender & CC600P36S	3600 psi (250 bar)
3WV-44CP36	3-way valve, cover, outlet tubing with 4/4 connection, 4" rigid extender & CC600P36S	3600 psi (250 bar)
3WV-44DP36	3-way valve, cover, outlet tubing with 4/4 connection, whip-hose extender & CC600P36S	3600 psi (250 bar)
3WV-46	3-way valve, cover, outlet tubing with 4/6 connection	Up to 5000 psi (345 bar)
3WV-46A	3-way valve, cover, outlet tubing with 4/6 connection & 3/4" extender	Up to 5000 psi (345 bar)
3WV-46B	3-way valve, cover, outlet tubing with 4/6 connection & 45 degree extender	Up to 5000 psi (345 bar)
3WV-46C	3-way valve, cover, outlet tubing with 4/6 connection & 4" rigid extender	Up to 5000 psi (345 bar)
3WV-46D	3-way valve, cover, outlet tubing with 4/6 connection & whip-hose extender	Up to 5000 psi (345 bar)
3WV-46AP30	3-way valve, cover, outlet tubing with 4/6 connection, 3/4" extender & CC600S	3000 psi (200 bar)
3WV-46BP30	3-way valve, cover, outlet tubing with 4/6 connection, 45 degree extender & CC600S	3000 psi (200 bar)
3WV-46CP30	3-way valve, cover, outlet tubing with 4/6 connection, 4" rigid extender & CC600S	3000 psi (200 bar)
3WV-46DP30	3-way valve, cover, outlet tubing with 4/6 connection, whip-hose extender & CC600S	3000 psi (200 bar)
3WV-46AP36	3-way valve, cover, outlet tubing with 4/6 connection, 3/4" extender & CC600P36S	3600 psi (250 bar)
3WV-46BP36	3-way valve, cover, outlet tubing with 4/6 connection, 45 degree extender & CC600P36S	3600 psi (250 bar)
3WV-46CP36	3-way valve, cover, outlet tubing with 4/6 connection, 4" rigid extender & CC600P36S	3600 psi (250 bar)
3WV-46DP36	3-way valve, cover, outlet tubing with 4/6 connection, whip-hose extender & CC600P36S	3600 psi (250 bar)



Pistol Grip Series Self-Service Nozzles

OPW Pistol Grip Series Self-Service Nozzles are designed for high-flow public and private CNG fueling systems.

Applications include quick-fill, self-service fueling of automobiles, light trucks, shuttle buses and vans.



Features

- High-Flow/Fast-Fill Capability
- Ergonomic Design
- Directed Vent
- User-Friendly Lever-Action Operation
- Jaw-Lock Technology
- Meets NGV1 Fueling Standard
- Individually Leak Tested and Inspected with Traceable Serial Number



LPG Equipment



LPG Dispensing Equipment

Nozzles



Article Number	Inlet Thread Size	Service Pressure
OT300	1" BSPP	24 bar
OT300BRASS	1" BSPP	24 bar
OTA-300A	1" BSPP	24 bar
OTA-300BA	1" BSPP	24 bar
BNA-300HGA	1" BSPP	24 bar
BNA-300A	1" BSPP	24 bar

Breakaways and Accessories



OC123	3/4" BSPP Female, Shear Valve	350 psi (24 bar)
OAS400	3/4" BSPP Female, Reconnectable breakaway	350 psi (24 bar)
OT321	3/4" BSPP Adaptor	
OT318	1-3/4" ACME to DISH	350 psi (24 bar)
OT322	DISH to 1-3/4" ACME	350 psi (24 bar)

LPG Tank Gauging Probes



Article Number	Description
30-B053-LPG	Model 924B for LPG, 53"/135 cm
30-B069-LPG	Model 924B for LPG, 69"/175 cm
30-B077-LPG	Model 924B for LPG, 77"/196 cm
30-B089-LPG	Model 924B for LPG, 89"/226 cm
30-B101-LPG	Model 924B for LPG, 101"/257 cm
30-B113-LPG	Model 924B for LPG, 113"/287 cm
30-B125-LPG	Model 924B for LPG, 125"/318 cm



Electronic Fuel Management Systems

• SiteSentinel®



FUEL MANAGEMENT SYSTEMS

SiteSentinel® Nano™ System



Consoles

Article Number	Description
NANO	OPW SiteSentinel® Nano™ console with display and TCP/IP option

Options

SF-POS-INT	Enable 3rd party POS Interface
SF-DEL-RPT	Delivery Monitoring and Report Capability
SF-ALM-KIT	Alarm functions for probe and sensors (includes internal buzzer, flashing display warning and two outputs for external alarm activation)
SF-LEAK-DET	In-tank leak detection capability (requires level 1 probe)
SF-ACR	Auto calibration/reconciliation-ACR (includes PV4 protocol, block protocol and ethernet dispenser interface)
SF-DENSITY	Density report capability (requires density measurement sensor, 1 per probe)
SF-ALM-NTFY	Alarm e-mail, text and fax notification function
SF-ONE-MIN-INVNT	One minute inventory data storage
SF-WGT-MEAS	Weights and measurement flag
SF-OM4	Enables support of OM4 relay
SF-INV-WGT	Enables display of inventory weight

Accessories

75-0130	Citizen printer
12-3048	TCP/IP cross over cable
20-1517-05	Journal printer cable
30-0219	OPW riser cap and collar 4" (102 mm) NPT thread with grommet
30-2015	External alarm (light/buzzer/silence switch-outdoor rated) 110V
30-2015-230	External alarm (light/buzzer/silence switch-outdoor rated) 230V
54-1108	Terminal printer paper
20-8312-iSite	Output module - used with the SiteSentinel iSite to provide external control functions in response to alarm conditions (up to 4 modules per console)
MCD0001	CD - OPW installation, operation and configuration manuals CD

SiteSentinel® Integra 100™ System



Consoles

Article Number	Description
INTEGRA 100- NOPRT	SiteSentinel Integra (With Touchscreen Display & No Printer)
INTEGRA 100- PRT	SiteSentinel Integra (With Touchscreen Display & Printer)

Software Options

SLD	24 hour continuous leak detection (SLD) for SiteSentinel Integra
ACR	Auto Calibration/Reconciliation (ACR) for SiteSentinel Integra, includes PV4 Protocol, Wayne IDPOS Protocol, Block Protocol and Ethernet Dispenser Interface
SF W&M CAL LOCK	

Accessories

30-2015	External Alarm (Light/Buzzer/Silence Switch-Outdoor Rated) 110V
30-2015-230	External Alarm (Light/Buzzer/Silence Switch-Outdoor Rated) 230V
30-0219	OPW Riser Cap and Collar 102mm (4" NPT thread) with grommet - Aluminum

Communication

INTMDM	Internal Modem, for dial-in Access (includes internal Modem with cable)
INTMDM-E	Internal Modem with cable, with dial-out E-mail capability
INTMDM-S	Internal Modem with cable, with dial-out SMS Messaging capability
INTMDM-F	Internal Modem with cable, with dial-out Fax capability

SiteSentinel® Integra 500™ System



Consoles

Article Number	Description
INTEGRA - BBOX	SiteSentinel Integra Blank Door (No Touchscreen Display & No Printer)
INTEGRA - NOPRT	SiteSentinel Integra (With Touchscreen Display & No Printer)
INTEGRA - PRT	SiteSentinel Integra (With Touchscreen Display & Printer)

V-Smart Module Components

20-8319	V-Smart Module with PetroNet Interface (No IS Module Installed)
20-8319-E	V-Smart Module with Ethernet Interface (No IS Module Installed)
20-4344	V-Smart 12V Digital IS Module (for SiteSentinel Model Probes and Smart Sensors)
20-4345	V-Smart 24V Analog IS Module (for EECO sensors and standard or AST probes)

Software Options

SLD	24 Hour Continuous Leak Detection (SLD) for SiteSentinel Integra
ACR	Auto Calibration/Reconciliation (ACR) for SiteSentinel Integra includes PV4 Protocol, Wayne IDPOS Protocol, Block Protocol and Ethernet Dispenser Interface
ACR-RIM	ACR Remote Interface Module

Accessories

20-8312-ISITE	ISITE Output Module - used with the SiteSentinel Integra to provide external control functions in response to alarm conditions (up to 4 modules per console)
30-2015	External Alarm (Light/Buzzer/Silence Switch-Outdoor Rated) 110V
30-2015-230	External Alarm (Light/Buzzer/Silence Switch-Outdoor Rated) 230V
20-7079	Wireless PetroNet Kit - Includes 1 indoor modem assembly, 1 outdoor modem assembly, 2 directional antennas with 20 foot antenna cables.
75-2044	High Gain Antenna Kit for SiteSentinel iSite Wireless Option
30-0219	OPW Riser Cap and Collar 102mm (4" NPT thread) with grommet -Aluminum

Communication

INTMDM	Internal Modem, for dial-In Access (includes internal Modem with cable)
INTMDM-E	Internal Modem with cable, with dial-out E-mail capability
INTMDM-S	Internal Modem with cable, with dial-out SMS Messaging capability
INTMDM-F	Internal Modem with cable, with dial-out Fax capability

SiteSentinel® iTouch™ System



Consoles

Article Number	Description
iTouch-4	Interface Module for 4 probes/sensors
iTouch-8	Interface Module for 8 probes/sensors
iTouch-12	Interface Module for 12 probes/sensors
iTouch-16	Interface Module for 16 probes/sensors

Options

20-4324	External Report Printer with wall-mounting bracket and cable
POS-INT RS232	Port with cable for POS Connection
DEL-RPT	Delivery Report Capability
ALM-KIT	Alarm Functions for Probe and Sensors (includes internal buzzer, flashing display warning and one output for external alarm activation)
ALD-LEAK	In-Tank Leak Detection Capability (requires level 1 probe)
iTouch AR	Auto-reconciliation
DENSITY	Density Report Capability (requires Density Measurement Sensor - 1 per probe)
75-2042	Internal Modem with cable "dial-in" only
TCP/IP	TCP/IP Interface Option Provides Local & Remote LAN/WAN Access
20-4325E	Alarm E-Mail Notification Function (includes TCP/IP)

Accessories

20-1517-04	Model 1 External Modem Cable
30-0219	OPW Riser Cap and Collar 102mm (4" NPT thread) with grommet - Aluminum
30-2015	External Alarm (Light/Buzzer/Silence Switch-Outdoor Rated) 110V
30-2015-230	External Alarm (Light/Buzzer/Silence Switch-Outdoor Rated) 230V
54-1110	Printer Paper (per roll) for External Thermal Printer
20-8312	Output Module - used with the SiteSentinel iTouch to provide control functions in response to alarm conditions (up to 2 modules per console)

Communication

Q451314	OPW SmartTalk Basic (Single-Site)
Q451315	OPW SmartTalk Plus (Multi-Site)
Q451316	OPW SmartTalk Premier (Multi-Site competitive product compatible)

SiteSentinel® Magnetostrictive Probes



Article Number	Description
30-B053	Model 924B, 53"/135 cm
30-B069	Model 924B, 69"/175 cm
30-B077	Model 924B, 77"/196 cm
30-B089	Model 924B, 89"/226 cm
30-B101	Model 924B, 101"/257 cm
30-B105	Model 924B, 105"/267 cm
30-B113	Model 924B, 113"/287 cm
30-B125	Model 924B, 125"/318 cm
30-B137	Model 924B, 137"/348 cm
30-B149	Model 924B, 149"/379 cm
30-1509-01	Petrol/Water Nitrophyl Float Kit
30-1509-02	Diesel/Water Nitrophyl Float Kit
30-3232	Density Measurement Kit
30-B053-LPG	Model 924B for LPG, 53"/135 cm
30-B069-LPG	Model 924B for LPG, 69"/175 cm
30-B077-LPG	Model 924B for LPG, 77"/196 cm
30-B089-LPG	Model 924B for LPG, 89"/226 cm
30-B101-LPG	Model 924B for LPG, 101"/257 cm
30-B113-LPG	Model 924B for LPG, 113"/287 cm
30-B125-LPG	Model 924B for LPG, 125"/318 cm

SiteSentinel® Flex Probes



Article Number	Description
7100V	AST Flex Probe. Large variety of options. Specify tank diameter in your order along with desired number of floats (1 or 2) and number of temperature sensors (1 or 5).

SiteSentinel® Sensors

Smart Discriminating Sump Sensors




Article Number	Description
30-0232-DH-10	Discriminating Dispenser Sump Sensor
30-0232-DH-20	Discriminating STP Sump Sensor
30-3233-12	Mag Sump Sensor for Dispenser Sump 12" Long
30-3233-24	Mag Sump Sensor for Dispenser Sump 24" Long

Smart Interstitial & Monitoring Well Sensors




30-0236-LW	Discriminating Interstitial Sensor (Optical)
30-0232-D-20B	Dual Float Brine Sensor for Fiberglass Tanks
30-0234-HW-01	Interstitial Hydrocarbon Liquid with water indicator
30-0234-HW-06	6' (183 cm) Hydrocarbon Liquid Sensor with water indicator
30-0234-HW-15	15' (457 cm) Hydrocarbon Liquid Sensor with water indicator
30-0234-HW-20	20' (610 cm) Hydrocarbon Liquid Sensor with water indicator


Smart Containment Sensors

	Article Number	Description
	30-0231-S	Interstitial Sensor-Float Switch – (Small Plastic)
	30-0231-L	Sump Sensor-Float Switch – (Large Plastic)
	30-0230-S	Liquid Only Float Sensor (Brass) - containment areas/steel tank interstitial
	30-0232-D-10	Dual Float Non-Discriminating Dispenser Sump Sensor
	30-0232-D-20	Dual Float Non-Discriminating STP Sump Sensor
	30-0232-D-10B	Dual Float Brine Sensor for Containment Sump
	30-0232-D-20B	Dual Float Brine Sensor for Fiberglass Tanks
	30-0235-V	Hydrocarbon Vapor Sensor

Smart Sensor Options and Accessories

	Q439600N	Discriminating Dispenser Pan Installation Kit
	Q439601N	Discriminating STP Sump Sensor Installation Kit
	Q439447-1	Liquid only Interstitial Sensor Installation Kit (4" riser required)
	30-3207-20.55	20.55" liquid phase sensor
	30-3207-48.15	48.15" liquid phase sensor

Sensors Non-Multidrop

	30-3206	Interstitial Hydrocarbon Liquid with water indicator
	30-3207-06	6' (183 cm) Hydrocarbon Liquid Sensor
	30-3207-10	10' (305 cm) Hydrocarbon Liquid Sensor
	30-3207-15	15' (457 cm) Hydrocarbon Liquid Sensor
	30-3210-06	6' (183 cm) Hydrocarbon Liquid Sensor with water indicator
	30-3210-15	15' (457 cm) Hydrocarbon Liquid Sensor with water indicator
	30-3210-20	20' (610 cm) Hydrocarbon Liquid Sensor with water indicator
	30-3219-12	Hydrocarbon Liquid Sensor - 12" (30 cm)
	30-3221-1	Sump Sensor - Float Switch
	30-3221-1A	Interstitial Sensor - Float Switch
	30-3221-1B	Interstitial Sensor - Float Switch (Brass)
	30-3221-2	Dual Level Sump/Reservoir Sensor
	30-3222	Hydrocarbon Vapor Sensor
	30-3223	Optical Liquid Sensor
	30-3224	Combo Single Level/Hydrocarbon Liquid Sump Sensor
	30-3225	Combo Dual Level/Hydrocarbon Liquid Sump Sensor

Forecourt Controllers



Forecourt controllers

Article Number	Description
INTEGRA3500-SGL	System capable of monitoring one type of dispensers, blank door or with 15" LCD
INTEGRA3500-DUAL	System capable of monitoring two types of dispensers, blank door or with 15" LCD
INTEGRA3500-TRIPLE	System capable of monitoring three type of dispensers, blank door or with 15" LCD
20-70XX-230	Dispenser (specify type and protocol) Interface Module
POS/BOS - INT	POS/BOS (specify protocol and transmission type) Interface Module
ATG - INT	Tank Gauge (specify protocol/type) Interface Module; POS or ACR version
Car Wash- INT	Car Wash (specify type/communication type/protocol) Interface Module
Price sign Interface Module	Price Sign (specify type/protocol) Interface Module
OPT -INT	OPT (specify type/protocol) Interface Module
CS- LIC	Central Management System License with Reporting Capability
OTH-INT	Other Auxilliary Devices/Instruments

Line Leak Detection

Leak Detection



Article Number	Description	Remark	Pack Size
KP 315AU-G	Alarm unit for leak detection system	Monitors up to 6 leak detection units. Compatible with all major tank gauging systems.	1
KP 315LD-02	Leak detection unit	ATEX and EN13160 approved leak detection unit with one connection point, including 2 m tubing	1
KP 315-2M	Signal cable, 2 m	For connection of leak detection unit to alarm unit	1
KP 315-25M	Signal cable, 25 m	For connection of leak detection unit to alarm unit	1
KP 315J	EX rated cable connector	For signal cable junctions	1
KP 315MF	Leak detection manifold, 4 connection points.	Manifold for the leak detection unit, including 10 m tubing, for monitoring of up to 5 pipe lines. For monitoring of more pipes, use two manifolds in series	1
KP 315LD-02-SET		Includes KP 315LD-02, 315-2M, 315MF and KP 315J	1

A Mission Without Boundaries

Providing the Best Fueling Solutions for Our Customers

As a company, OPW is a unified, global force joined by a common purpose. Drawing on a broad range of products, innovations and talented resources, OPW aligns its business operations close to the customer. With major operating groups in Europe, Asia, South America and the United States, and a distribution and technical support network that spans the globe, OPW is uniquely positioned to meet the changing needs of a dynamic world. We have the ability, personnel, products and solutions to make our customers' operations more productive, reliable, safe, environmentally responsible and competitive.

Quality Beyond the Status Quo

At OPW, quality is the cornerstone upon which our success has been built. To that end, every year we make substantial investments in people, processes and technology to ensure that our products are second to none. To ensure our industry-leading quality standards, we implement Six Sigma and Continuous Quality Improvement processes, combined with the most sophisticated and advanced test laboratory and test protocols in the industry. In addition, we utilize unique, robotic automation assembly lines that provide for precision product assembly and unparalleled quality consistency. We are the leader in every aspect of the fueling equipment business, and have long been the standard upon which all other fueling products are measured.



United States



Brazil



Europe



India



China



Operations in Europe, Middle East and Africa

1 OPW Sweden/KPS

OPW Sweden AB
Box 70
736 22 Kungsör
Sweden
+46 227 422 00

2 OPW Czech Republic

Dover CR spol. s.r.o.
Prumyslova 4
431 51 Klasterec nad Ohri
Czech Republic
+420 474 624 025

3 Fibrelite Composites Ltd

Snaygill Industrial Estate
Keighley Road, Skipton
North Yorkshire BD23 2QR
United Kingdom
+44 1756 799 773

4 OPW France

73 avenue Carnot
FR-94230 Cachan
France
+33 1 4663 0400

5 OPW CIS

Chistoprudniy boulevard,
17 bld.1, 8 floor
Moscow, 101000
Russia
+7 495 287 96 99

6 OPW Slovakia

Antolská 4
SK-85107 Bratislava
Slovakia
+42 1 911 886 613

7 OPW FMS Poland

Petro Vend Sp. z o.o.
ul. Warszawska 184
32-086 Węgrzce
Poland
+48 12 4106600

OPW Retail Fueling

Components and products to protect the environment and the consumer at retail fueling sites for conventional and alternative fuels.

OPW Electronic Systems

Innovative electronic tank gauges and fuel control systems to ensure customers know how much fuel they have and where it is going. Also, Automated Vehicle Wash Systems.

OPW Chemical & Industrial

Safe and efficient loading and unloading of critical hazardous chemicals: loading arms, swivel joints, sight flow indicators, quick and dry disconnect couplers, and safety breakaways.

OPW Transportation

Components and systems for use on Tank Trucks and Rail Tank Cars to ensure the safe handling, loading, transport and unloading of hazardous bulk products, including: petroleum, chemical and dry bulk cargo.