





MANIFOLD ORDER SPECIFICATION

1	On which side of the tank needs the manifold be mounted ?	Left <input type="checkbox"/> Right <input type="checkbox"/>		Line Outlet	Seals	Sight	Return Spout	Return Spout Guard Bar	Return Spout Valve	API Guard Bar	End Connection Left	End Connection Right	
		Manifold type:	No. of Compartments										Center to Center
		<input type="checkbox"/>	<input type="checkbox"/>										
		<input type="checkbox"/>	<input type="checkbox"/>										
MF-	<input type="checkbox"/> =Single <input type="checkbox"/> =Double	<input type="checkbox"/> 1	<input type="checkbox"/> = 280 mm	<input type="checkbox"/> 0= Not applicable	<input type="checkbox"/> = Buna	<input type="checkbox"/> = N.A.	<input type="checkbox"/> = N.A.	<input type="checkbox"/> = N.A.	<input type="checkbox"/> = N.A.	<input type="checkbox"/> 0= N.A.	<input type="checkbox"/> 1= End Cap	<input type="checkbox"/> = End Cap	
		<input type="checkbox"/> 2	<input type="checkbox"/> 2= 305mm	<input type="checkbox"/> 1= Open Tee	<input type="checkbox"/> 2= Viton	<input type="checkbox"/> 1= Sight Glass	<input type="checkbox"/> 1= BSP Return Spout	<input type="checkbox"/> 0= N.A.	<input type="checkbox"/> 1= Guard Bar	<input type="checkbox"/> 0= N.A.	<input type="checkbox"/> 1= End Cap <input type="checkbox"/> 2= 4"TTW/TTMA Flanged	<input type="checkbox"/> = End Cap <input type="checkbox"/> 2= 4"TTW/TTMA Flanged	
	<input type="checkbox"/> 3	<input type="checkbox"/> 3= 250mm	<input type="checkbox"/> 2= TTMA Flanged	<input type="checkbox"/> 2= TTP Couplings on all compartments	<input type="checkbox"/> 2= Return Spout w/ Couplings on all compartments	<input type="checkbox"/> S= Special, return spout on compartments specified							
	<input type="checkbox"/> 4	<input type="checkbox"/> 4= 355mm	<input type="checkbox"/> 3= 3"TTW Flanged	<input type="checkbox"/> 4= 4"TTMA/TTW Flanged 90°									
	<input type="checkbox"/> 5	<input type="checkbox"/> 5											
	<input type="checkbox"/> 6	<input type="checkbox"/> 6											



EXAMPLE MF - 151010 - 20110 - 11

How to order - Use this example as your guide to determine the part number for the Manifold you require.

- * MFB* - 151010
- MFB* with API 891BA
- MFBAS with API 891BA and TTMA sight glass
- MFBAS with API 891A and TTMA sight glass
- MFNB with API 891NB
- MFNS with API 891N and TTMA sight glass