

OPW INSTRUCTIONS INSTALLATION PROCEDURE

H-12713-PA
MARCH 1995

101BG (21AR) SPACER RING

STEP 1

REMOVING HATCH: (SEE FIGURE 1)

1. Loosen and remove clamp. (NOTE ORIENTATION OF HATCH)
2. Remove hatch sub-assembly.

CAUTION: DO NOT PULL WITH RED HANDLE OR OTHER PARTS OF MECHANISM

Carefully pry the bellows loose with a blunt instrument if necessary.

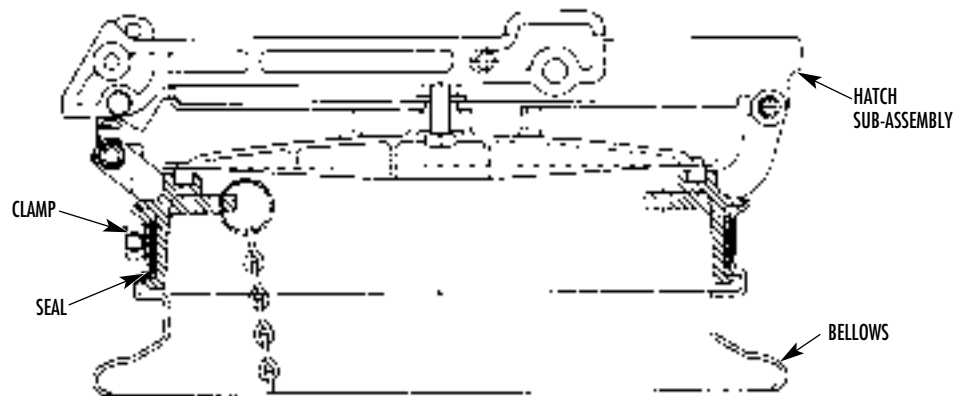


FIGURE 1

STEP 2

INSTALLING SPACER (SEE FIGURES 2 AND 3)

1. Coat leading edge of bellows and seal with light oil or soap solution. Push ring with seal into the bellows. Be careful not to damage bellows. Re-install clamp.
2. Apply a bead of epoxy (supplied) on upper edge of spacer ring.
3. Re-install existing hatch onto spacer ring in the proper orientation and clamp with three bolts and flat washers provided.

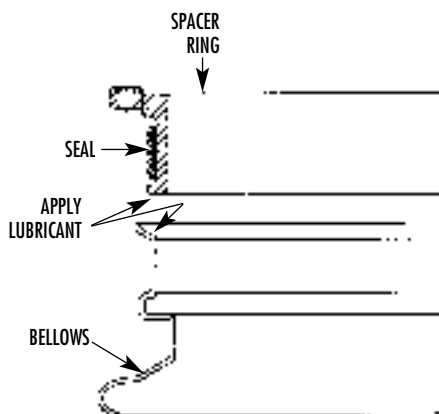


FIGURE 2

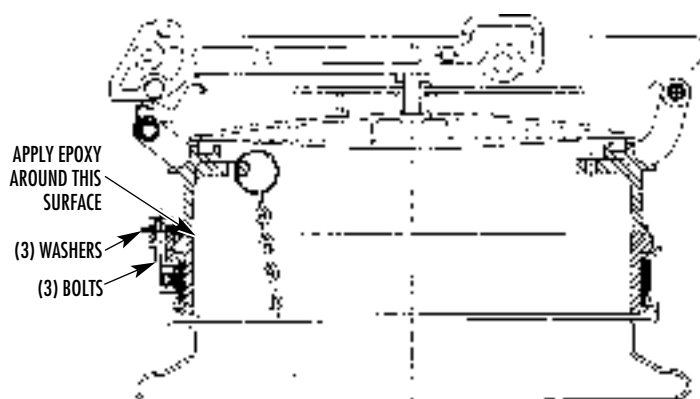


FIGURE 3

PRODUCT WARRANTY:

All OPW parts and products are thoroughly inspected and tested from the time raw material is received at our plant until the product is completed. We guarantee that all products are free from defects in materials and workmanship for a period of one year from the date of shipment from OPW's plant. Any product that may prove defective within that one year period will, at OPW's option, be promptly repaired or replaced or credit given for future orders. This warranty shall not apply to any product which has been altered in any way, which has been repaired by any party other than an authorized OPW Service Representative or when failure is due to misuse or conditions of use. OPW shall have no liability for special or consequential damages to any party, and shall have no liability for labor costs, freight costs or any other cost or charges in excess of the amount of the invoice for the products. THIS WARRANTY IS IN LIEU OF ALL OTHER WARRANTIES, EXPRESS OR IMPLIED, AND SPECIFICALLY THE WARRANTIES OF MERCHANTABILITY AND FITNESS FOR A PARTICULAR PURPOSE. THERE ARE NO WARRANTIES WHICH EXTEND BEYOND THE DESCRIPTION ON THE FACE HEREOF.

WARNING: OPW products should be used in compliance with applicable federal, state and local laws and regulations. Product selection should be based on physical specifications and limitations and compatibility with the environment and material to be handled. OPW reserves the right to change specifications at any time without incurring obligations.

OPW[®]

FUELING COMPONENTS
A DOVER RESOURCES COMPANY



P.O. Box 405003 ♦ Cincinnati, Ohio 45240-5003
(513)870-3219 ♦ (800)422-2525 (Orders Only)
(513)870-3100 (Other Calls)