



















Fibrelite™ Tank Sumps for Steel Tanks

Round/Multi-sided Sumps

Article Number	Description	Ø (m)
 S8-376	Bolted base chamber with corbel, adjustable skirt, non-structural internal lid and square 760mm flat sealed cover and frame.	1.2
 S8-376-CD	Bolted base chamber with a corbel, adjustable skirt, non-structural internal lid with central dip port and square 760mm flat sealed cover with a sealed central dip cover and frame.	1.2
 S8-390	Bolted base chamber with corbel, adjustable skirt, non-structural internal lid and 900mm dia. flat sealed cover and frame.	1.2
 S8-390-CD	Bolted base chamber with corbel, adjustable skirt, non-structural internal lid with central hole and 900mm dia. flat sealed cover with a sealed central dip cover and frame.	1.2
 S14-390	Bolted base chamber with corbel, adjustable skirt, non-structural internal lid and 900mm dia. flat sealed cover and frame.	1.4
 S14-390-WT	Bolted base chamber with corbel, adjustable skirt, s/steel ring, watertight platform and 900mm dia. flat sealed cover and frame.	1.4
 S14-3100-WT	Bolted base chamber with corbel, adjustable skirt, s/steel ring, watertight platform and 1020mm dia. flat sealed cover and frame.	1.4
 S14-390-CD	Bolted base chamber with corbel, adjustable skirt, non-structural internal lid with central hole and 900mm dia. flat sealed cover with a sealed central dip cover and frame.	1.4
 S16-3100	Bolted base chamber with corbel, adjustable skirt, non-structural internal lid and 1020mm dia. flat sealed cover and frame.	1.5








Article Number	Description	Ø (m)
 S16SQ-3100	Chamber with a 1m square bolted base, corbel, adjustable skirt, non-structural internal lid and 1020mm dia. flat sealed cover and frame.	1.5
 S16-3100-CD	Bolted base chamber with corbel, adjustable skirt, non-structural internal lid with central hole and 1020mm dia. flat sealed cover with a sealed central dip cover and frame.	1.5
 S16SQ-3100-CD	Chamber with a 1m square bolted base, corbel, adjustable skirt, non-structural internal lid with central hole and 1020mm dia. flat sealed cover with a sealed central dip cover and frame.	1.5
Square/Octagonal Sumps		
 S6-376	Square bolted base chamber with a sealed corbel, non-structural internal lid, adjustable skirt and square 760mm flat sealed cover and frame. 1m ² tank flange connection.	1.2
 S7-376	Square bolted base chamber with a sealed corbel, non-structural internal lid, adjustable skirt and square flat sealed 760mm cover and frame. 1.2m tank flange detail.	1.2
 S6-376-CD	Square bolted base chamber with a sealed corbel, non-structural internal lid with central hole, adjustable skirt and square 760mm flat sealed central dip cover and frame. 1m ² tank flange connection.	1.2
 S7-376-CD	Square bolted base chamber with a sealed corbel, adjustable skirt, non-structural internal lid with central hole and square 760mm flat sealed central dip cover and frame. 1.2m ² tank flange detail.	1.2
 S6-390	Square bolted base chamber with a sealed corbel, adjustable skirt, non-structural internal lid and round 900mm flat sealed cover and frame. 1m ² square tank flange detail.	1.2

Fibrelite™ Tank Sumps for Steel Tanks / continued











Article Number	Description	Ø (m)
 S7-390	Square bolted base chamber with a sealed corbel, adjustable skirt, non-structural internal lid and round 900mm flat sealed cover and frame. 1.2m ² tank flange detail.	1.2
 S6-390-WT	Square bolted base chamber with a sealed corbel, adjustable skirt, s/steel ring, watertight platform and round 900mm flat sealed cover and frame. 1m ² square tank flange detail.	1.2
 S7-390-WT	Square bolted base chamber with a sealed corbel, adjustable skirt, s/steel ring, watertight platform and round 900mm flat sealed cover and frame. 1.2m ² square tank flange detail.	1.2
 S6-390-CD	Square bolted base chamber with a sealed corbel, non-structural internal lid with central hole, adjustable skirt and round 900mm flat sealed central dip cover and frame. 1m ² tank flange connection.	1.2
 S7-390-CD	Square bolted base chamber with a sealed corbel, adjustable skirt, non-structural lid with central hole and round 900mm flat sealed cover with a central dip cover and frame. 1.2m ² tank flange detail.	1.2
S18-3100	Chamber with bolted base, corbel, non-structural internal lid, adjustable height skirt and round 1020mm flat sealed cover and frame.	1.3 x 1.5
 S12-390	Eight sided round bolted base chamber, corbel, adjustable height skirt, non-structural internal lid and round 900mm flat sealed cover and frame.	1.2
 S12-390-WT	Eight sided round bolted base chamber, corbel, adjustable height skirt, s/steel ring, watertight platform and round 900mm flat sealed cover and frame.	1.2
 S12SQ-390	Eight sided chamber with 1m square bolted base, corbel, adjustable height skirt, non-structural internal lid and round 900mm flat sealed cover and frame.	1.2
 S12SQ-390-WT	Eight sided chamber with 1m square bolted base, corbel, adjustable height skirt, s/steel ring, watertight platform and round 900mm flat sealed cover and frame.	1.2

Round Green Area Systems

Article Number	Description	Ø (m)
 S8-290-GA	Bolted base chamber, corbel and non-structural lid with a watertight gasket, 2 fastening clips and 2 handles. 850mm clear opening.	1.2
 S8-290-WT-GA	Bolted base chamber, corbel, s/steel ring, watertight structural platform with handle.	1.2
 S8-2100-GA	Bolted base chamber, corbel and non-structural internal lid with a watertight gasket, 2 fastening clips and 2 handles. 965mm clear opening.	1.2
 S8-2100-WT-GA	Bolted base chamber, corbel, s/steel ring, watertight structural platform with handle. 965mm clear opening.	1.2
 S14-290-GA	Bolted base chamber, corbel and non-structural lid with a watertight gasket, 2 fastening clips and 2 handles. 850mm clear opening.	1.2
 S14-290-WT-GA	Bolted base chamber, corbel, s/steel ring, watertight structural platform with handle. 850mm clear opening.	1.4
 S16-290-GA	Bolted base chamber, corbel and non-structural lid with a watertight gasket, 2 fastening clips and 2 handles. 850mm clear opening.	1.5

Article Number	Description	Ø (m)
 S16-290-WT-GA	Bolted base chamber, corbel, s/steel ring, watertight structural platform with handle. 850mm clear opening.	1.5
 S16-2100-GA	Bolted base chamber, corbel and non-structural internal lid with a watertight gasket, 2 fastening clips and 2 handles. 965mm clear opening	1.5
 S16-2100-WT-GA	Bolted base chamber, corbel, s/steel ring, watertight structural platform with handle. 965mm clear opening	1.5
 S16SQ-290-GA	Chamber with 1m square bolted base, corbel and non-structural lid with a watertight gasket, 2 fastening clips and 2 handles. 850mm clear opening	1.5
 S16SQ-290-WT-GA	Chamber with 1m square bolted base, corbel, s/steel ring, watertight structural platform with handle. 850mm clear opening.	1.5
 S16SQ-2100-GA	Chamber with 1m square bolted base, corbel and non-structural internal lid with a watertight gasket, 2 fastening clips and 2 handles. 965mm clear opening	1.5
 S16SQ-2100-WT-GA	Chamber with 1m square bolted base, corbel, s/steel ring, watertight structural platform with handle. 965mm clear opening.	1.5

Square/Octagonal Green Area Systems

 S6-276-GA	Square bolted base chamber, sealed corbel and non-structural lid with a watertight gasket, 2 fastening clips and 2 handles. 730mm clear opening 1m ² square tank flange detail.	1.2
 S7-276-GA	Square bolted base chamber, sealed corbel and non-structural lid with a watertight gasket, 2 fastening clips and 2 handles. 730mm clear opening. 1.2m ² square tank flange detail.	1.2
 S12-290-GA	Eight sided round bolted base chamber, sealed corbel and non-structural lid with a watertight gasket, 2 fastening clips and 2 handles. 850mm clear opening.	1.2
 S12-290-WT-GA	Eight sided round bolted base chamber, corbel, s/steel ring, watertight structural platform with handle. 850mm clear opening.	1.2
 S12SQ-290-GA	Eight sided chamber with 1 m square bolted base, sealed corbel and non-structural lid with a watertight gasket, 2 fastening clips and 2 handles. 850mm clear opening.	1.2
 S12SQ-290-WT-GA	Eight sided chamber with 1 m square bolted base, corbel, s/steel ring, watertight structural platform with handle. 850mm clear opening.	1.2
 S12-2100-GA	Eight sided round bolted base chamber, sealed corbel and non-structural lid with a watertight gasket, 2 fastening clips and 2 handles. 965mm clear opening.	1.2
 S12-2100-WT-GA	Eight sided round bolted base chamber, corbel, s/steel ring, watertight structural platform with handle. 965mm clear opening.	1.2
 S12SQ-2100-GA	Eight sided chamber with 1 m square bolted base, sealed corbel and non-structural lid with a watertight gasket, 2 fastening clips and 2 handles. 965mm clear opening	1.2
 S12SQ-2100-WT-GA	Eight sided chamber with 1 m square bolted base, corbel, s/steel ring, watertight structural platform with handle. 965mm clear opening.	1.2

Accessories



S8-EX300	300 mm extension to fit S8, S8CR & S8SB sump systems.	1.2
----------	---	-----

S14-EX300	300 mm extension to fit S14 sumps systems	1.4
-----------	---	-----

S16-EX300	300 mm extension to fit S16 sump systems.	1.5
-----------	---	-----



S16SQ-EX300	300 mm extension to fit S16SQ sump systems.	1.5
-------------	---	-----

S7-EX300	300 mm extension to fit S7 or S6 chamber systems	1.2
----------	--	-----