



CivaFlo Manifold

CivaFlo Dual Manifold System

The CIVAFLO Dual Manifold & Fuel Control System by CIVACON helps improve the quality and performance of your delivery service. Single Manifold also available (Not shown).

Eliminate the number of adaptors, couplers, and jumper hoses needed to unload fuel:

- Improves driver productivity
- Improves driver safety
- Eliminates mess and hassles
- Reduces potential environmental hazards and clean-up costs

Ensure that pipe connections are correctly matched with fuel compartments before any fuel can be unloaded:

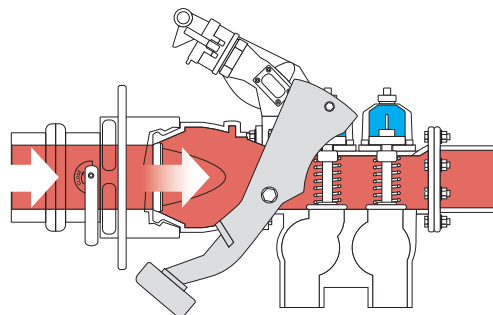
- Ensures Quality Control On All Deliveries
- Reduces Potential Product Cross Contamination
- Enhances Security

Manifold Valve

The air activated manifold chamber is a double-acting cylinder assembly that guarantees valve opening/closing every time. Its closed loop pneumatic system keeps debris from entering the valve. The manifold chamber open/close status is clearly indicated by a "red" indicator visible through the transparent lens located on the top of each manifold valve.

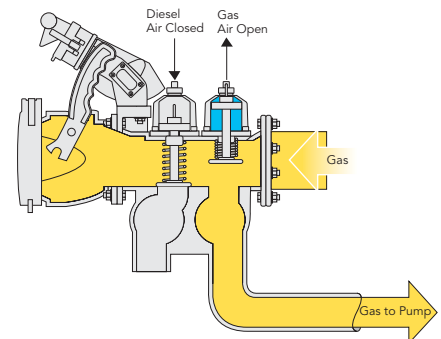
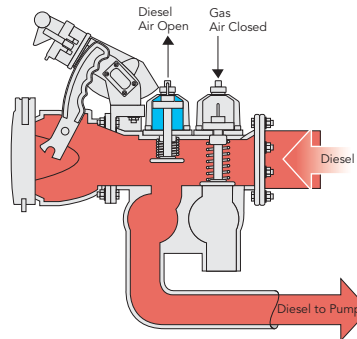
Interlocked/Independent Manifold Galleries

Two different fuel types can be dispensed from the same vehicle by simply selecting between the two independent manifold galleries. The air activation system only allows one manifold to be opened at any time. The manifold galleries are specific to either the gasoline or the diesel PTO and pump, this means that the manifold chambers are discriminate depending on the fuel selected to ensure that cross contamination is never a problem.



Bottom Loading

The guard bar is released to provide access to the API coupler. Both manifold valves remain closed providing for high, unobstructed flow rates



Pump Unloading – Manifold and Valve Operation

During pump unloading, the appropriate manifold and valve is selected to allow the flow of fuel into the collection tubes, through the pump and then dispensed through the meter and hose.