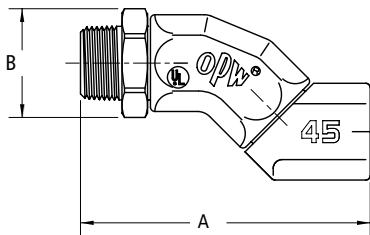
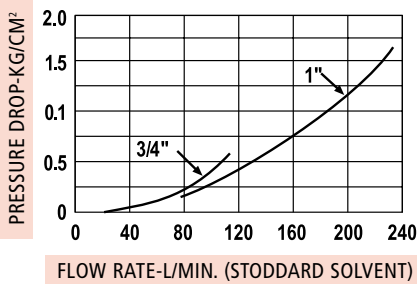
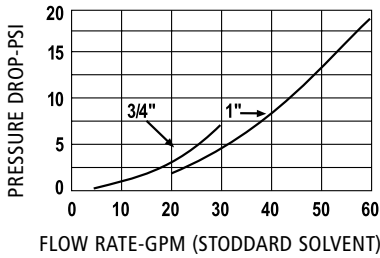


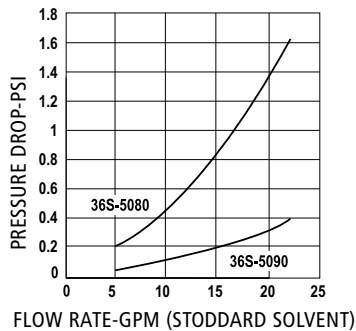
OPW 45 Hose Swivel

The OPW 45 swivel is designed for gasoline self-service applications where easy nozzle and hose handling is important for customer convenience. The 45 is installed between the nozzle and hose to reduce strain, providing flexibility so fueling hoses last longer.



OPW 36S Hose Swivel

Designed for use with fuel oil nozzles (at inlet only), the OPW 36S provides 360° swivel action. The full-circle swivel reduces the physical strain of aligning the nozzle with the fillpipe.



Materials

- Body:** Aluminum
- Outlet Adaptor:** Zinc
- Inlet Adaptor:** Zinc
- Seals:** Buna-N
- Weight:** 3/4": .65 lbs. each; 30 kg
1": 1.16 lbs. each; .53 kg
- Packed:** 20 per Case (45-5060)
30 per Case (45-5075)



Features

- ◆ UL and ULC listed for use in gasoline, diesel, and up to 10% ethanol blends. Specific listings available at www.opwglobal.com.
- ◆ Compact, attractive profile for a sleek, modern appearance.
- ◆ Secure design not repairable or rebuildable for certainty of operation. Every OPW 45 is factory assembled and tested.
- ◆ Better flow performance less restriction means higher refueling speeds.
- ◆ Unique 2 planes of rotation for easy nozzle positioning and hose life.
- ◆ 50 psi (3.45 bar) maximum pressure.

Ordering Specifications

Product #	Size	Overall Length	Across Corners	Weight	
		A	B	lbs.	kg
45-5060 20 per case	3/4" F x 3/4" M (NPT)	4 1/8"	1 9/16"	.65	.30
	19 mm x 19 mm	105 mm	40 mm		
45-5075 20 per case	1" F x 1" M (NPT)	4 3/4"	1 7/8"	1.16	.53
	25 mm x 25 mm	121 mm	48 mm		

Materials

- Body:** Aluminum
- Adaptor:** Zinc
Aluminum
- Seals:** Buna-N O-Ring,
Viton® O-Ring
- Bearings:** Nylon

36S-5080



Ordering Specifications

Product Number	Inlet Thread x Outlet Thread	lbs.	kg
36S-5080	3/4" M x 3/4" F (NPT)	0.30	0.14
	(19 mm x 19 mm)		
36S-5090	1" M x 1" F (NPT)	0.40	0.18
	(25 mm x 25 mm)		

Listings and Certifications



NOTE: See OPW's Website at www.opwglobal.com for product instruction sheets, trouble-shooting guides, how-to-use guide and to view the Do's & Don'ts at the Gas Pump video.