


Materials

Body: Cast aluminum
Main Stem: Stainless-steel
Stem Seal: Buna-N O-Ring
Disc: Viton®
Spout: Aluminum



Features

- ◆ Aluminum Body – lighter weight, easier to maneuver.
- ◆ Dual Poppets – easy-to-open nozzle against high inlet pressures.
- ◆ Color-Coded Composite Lever Guards – helps distinguish between AVGAS and Jet A. Easily replaced in lever-guard kit.
- ◆ Right-Angle Design – provides larger lever area for better grip and easier control.
- ◆ Vinyl-Coated Lever – insulates fingers against cold.
- ◆ 100-Mesh Strainer – prevents foreign matter from entering fuel tank; easy to remove and clean.
- ◆ Dust Cap – keeps spout free from dirt and stops fuel drippage when connected.
- ◆ Adjustable Dash Pot – permits adjusting the main poppet closure rate over a wide range of flows to overcome line shock with minimum afterflow.
- ◆ Easy Spout Replacement – the spout is easily threaded into the body. Replacement spouts are readily available from OPW.
- ◆ Built-In Swivel – eliminates twisting and kinking of the hose. This swivel is electroless nickel-plated and has full-bearing surfaces.
- ◆ NPT Female Threads at Inlet End of 295SA – accepts all 1", 1-1/4" or 1-1/2" male connections.
- ◆ NPT Female Threads At Inlet End Of 295SAJ – accepts all 1-1/2" male connections.
- ◆ Unique Jet Aircraft Spout Design of 295SAJ – to help prevent inadvertent fueling of piston-engine aircraft with turbine fuel.
- ◆ Ground-Wire Assembly – included on all aviation nozzles.

Design working pressure

- ◆ 110 psi (7.58 bar) maximum pressure

Level Guard Replacement Kits

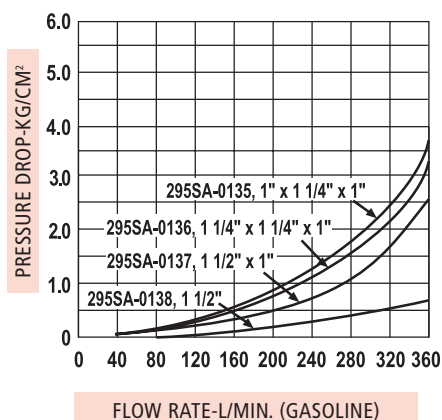
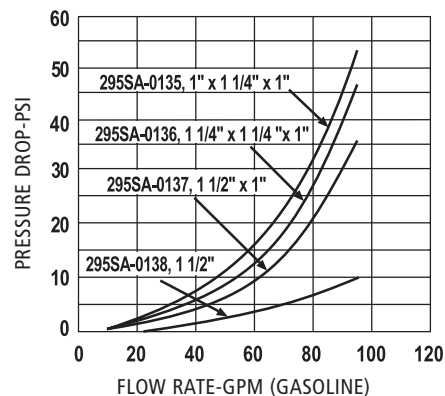
Product #	Nozzle
295KLG-0300	295SA-0135, 0136, 0137, 295SAC-0156, 0157 Red
295KLG-0350	295SA-0138, 275SAC-0158 Red
295KLG-0400	295SAJ-0200, 295SACJ-0200 Black

All lever-guard kits include new lever sub-assembly.
 295 Series Instruction Sheet Order Number: **H09237PA**

Manual Overwing Aircraft Nozzles

295SA – AVGAS

295SAJ – Jet Fuel



Ordering Specifications

Product #	Inlet Thread			Spout O.D.		
	in.	mm	lbs.	kg	in.	mm
295SA-0135	1	25	4.60	2.10	1	25
295SA-0136	1 1/4	32	4.50	2.00	1	25
295SA-0137	1 1/2	38	4.50	2.00	1	25
295SA-0138	1 1/2	38	5.10	2.30	1 5/8	41
295SAJ-0200	1 1/2	38	5.60	2.50	2 2/3	67
295SAC-0156*	1 1/4	32	4.50	2.00	1	25
295SAC-0157*	1 1/2	38	4.50	2.00	1	25
295SAC-0158*	1 1/2	38	5.15	2.30	1 5/8	41
295SACJ-0200*	1 1/2	38	5.65	2.60	2 2/3	67

*Check Valve

NOTE: See OPW's Website at www.opwglobal.com for product instruction sheets, troubleshooting guides, how-to-use guide and to view the Do's & Don'ts at the Gas Pump video.