


Materials

Body: Cast aluminum
Main Stem: Stainless-steel
Stem Seal: Buna-N O-Ring
Main Poppet Disc: Viton®
Spout: OPW 297 aluminum (optional)



295SC-0141
(Spout optional)

Features

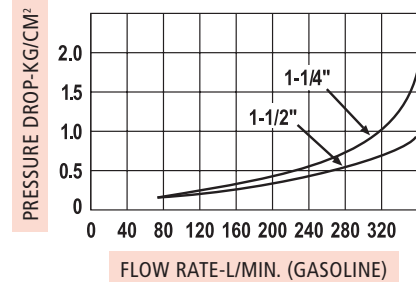
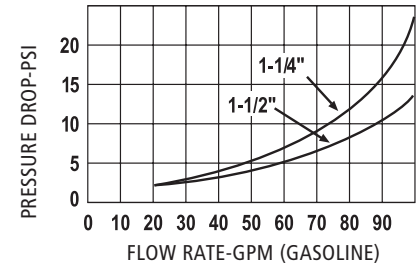
- ◆ Aluminum Body – lighter weight, easier to maneuver.
- ◆ Dual Poppets – easy-to-open nozzle against high inlet pressures.
- ◆ Replacement Hold-Open Rack – one-hand control of hold-open mechanism means easy setting of flow speed. Nozzle must be attended at all times during usage.
- ◆ Replaceable Composite Lever Guard – easy, low-cost replacement.
- ◆ Right-Angle Design – provides larger lever area for better grip and easier control; permits nozzle to fit into awkward spaces close to walls and into corners.
- ◆ Adjustable Dash Pot – permits adjusting the main poppet closure rate over a wide range of flows to overcome line shock with minimum afterflow.
- ◆ Built-In Swivel – eliminates twisting and kinking of the hose. This swivel is hard-coated aluminum and has full-bearing surfaces.
- ◆ Built-In Check Valve – prevents hose drainage after pump is turned off.
- ◆ Vinyl-Coated Lever – insulates fingers against cold.
- ◆ Easy Spout Replacement – the spout is easily threaded into the body. Replacement spouts are readily available from OPW.
- ◆ NPT Female Threads at Inlet End – standard pipe threads accept all 1-1/4" or 1-1/2" male connections.

Design working pressure

- ◆ 110 psi (7.58 bar) maximum pressure

OPW 295SC High-Flow Manual Nozzles

For High-Flow, Bulk Fuel Oil Delivery Service



Lever Guard Replacement Kit

Part #	Description
295KLG-0200	Short Grey for 295SC-0139
295KLG-0250	Long Grey for 295SC-0141

295 Series Instruction Sheet Order Number:
H09237PA

Ordering Specifications

Product #	Inlet Thread		lbs.	kg
	in.	mm		
295SC-0139	1 1/4"	32	3.75	1.7
295SC-0141	1 1/2"	38	4.33	2.0

NOTE: See OPW's Website at www.opwglobal.com for product instruction sheets, troubleshooting guides, how-to-use guide and to view the Do's & Don'ts at the Gas Pump video.