

VAPORSAVER™ 1

VAPORSAVER™: Where the Sky is BLUER and the Bottom Line is Greener.

The Vaporsaver™ by OPW utilizes state-of-the-art “MEMBRANE” technology to separate gasoline vapor into fuel and air. Clean air is released into the atmosphere, while your valuable fuel is kept where it belongs... in your storage tank.

Features:

- ◆ Works at sites with no vapor recovery requirements.
- ◆ Works with Stage I and/or Stage II vapor recovery systems.
- ◆ PLC-based user interface.
- ◆ Stores “daily-run time” in minutes for 365 days.
- ◆ Stores last 50 alarm/system reset events.
- ◆ Alarm events include:
 - Comp Failure
 - Vac Failure
 - PR Failure
 - HC Failure
- ◆ Remote communications capability (RS-232).
- ◆ Serial printer capability (RS-232).
- ◆ Clean air vent monitored by a hydrocarbon sensor.



Benefits:

- ◆ Incorporates state-of-the-art “membrane” technology to separate gasoline vapor into fuel and air.
- ◆ Active tank pressure management.
- ◆ Keeps tank vapor spaces at an average negative pressure.
- ◆ Virtually eliminates harmful gasoline vapor emissions.
- ◆ Returns hydrocarbons to the storage tank for a measurable return on investment.
- ◆ Designed to meet ORVR regulations

Certifications and Listings

CARB Certification	G-70-204A
UL Listing	File No. MH10040
CA State Fire Marshal	GVRC 005:008:062
ATEX Listing	SIRA 03ATEX 9535
TUV Certification	97-11.1
Independent 3rd Party Certified	C-030501
Maryland Regulation	Chapter 02.03 C(5)b
Texas ORVR Certification	Approval Letter: 12/01/04
Mexico Approval	Cert. #: SEGEMDGPCCAT-MTSRVDOVER/001/2004
KHK Japan Approval	File # 16-4-5
Selected equipment for the Wisconsin Green Gas Initiative	

Ordering Specifications


Quantity	Product	Description	Configuration	Power	Typical Application
1	00-50006	VAPORSAVER™ 1	CARB/UL	60 HZ	USA, Mexico
1	00-50001	VAPORSAVER™ 1	CARB/UL	60 HZ	CARB Executive Order 6-70-204A
1	00-50002	VAPORSAVER™ 1	CARB/UL	50 HZ	Asia, India, Southern Cone
1	00-50003	VAPORSAVER™ 1	ATEX/TUV	60 HZ	Europe
1	00-50004	VAPORSAVER™ 1	ATEX/TUV	50 HZ	Europe
1	00-50005	VAPORSAVER™ 1	KHK	60/50 HZ	Japan

Please verify the power requirements for the intended installation location. The Vaporsaver™ is not interchangeable or field modifiable.

Specifications

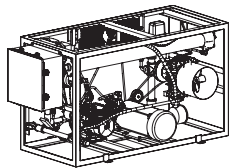
- 208-230 VAC
- 50/60 Hz
- Single phase
- 2.4 HP plus 2 amps

Components



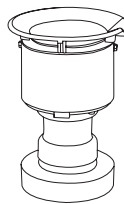
User Interface

- Width, 8 1/4" (21 cm)
- Depth, 6 1/2" (16.5 cm)
- Height, 10 3/8" (26.35 cm)
- Weight, 30 lbs. (13.5 kg)



Control System

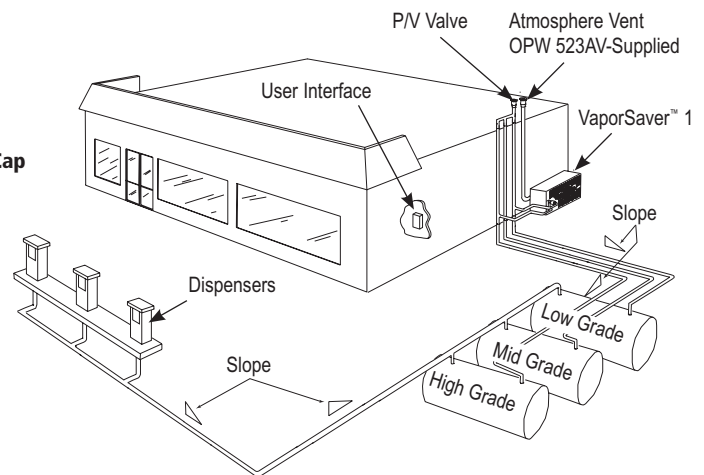
- Width, 50 1/2" (128 cm)
- Depth, 20" (51 cm)
- Height, 26 1/2" (67 cm)
- Weight, 300 lbs. (135 kg)



Atmospheric Vent Cap

- 523AV-02UL

Typical Application



Replacement Parts

Description	Part #	Description	Part #
Pulley, vacuum	14-14858	Kit, Motor replacement 60hz CARB/UL	14-41002
Pulley, compressor	14-16610	Kit, Motor replacement 50hz CARB/UL	14-41003
Relay, 3 HP VS1	14-30100	Kit, Motor replacement 60hz ATEX/TUV	14-41033
Assy, drain valve	14-40010	Kit, Motor replacement 50hz ATEX/TUV	14-41034
Assy, Fan	14-40015	Pressure Switch, comp - calibrated (PS2)	14-41121
Assy, Idler	14-40020	Pressure Regulator/check valve, 1/2"	14-41225
Light, Green	14-40050	Assy, Compressor CARB/UL	14-41240
Light, Red	14-40055	Assy, Vacuum pump CARB/UL	14-41241
Cooler	14-40100	Assy, Compressor ATEX/TUV	14-41267
Buzzer	14-40165	Assy, Vacuum pump ATEX/TUV	14-41268
Assy, membrane	14-40200	Pressure Switch, high vac calibrated (PS3)	14-42700
PLC	14-40300	Hydrocarbon Sensor	14-44000
Display, User Interface	14-40350	Belt, Compressor	14-44300
PLC Power Supply	14-40400	Belt, Vacuum	14-44400
Intrinsic Safe Barrier, 1 channel	14-40401	Pressure Switch, calibrated (PS1)	14-48230
Intrinsic Safe Barrier, 2 channel	14-40402	Pressure Switch, calibrated (PS0)	14-48231
Intrinsic Safe Power Supply	14-40406	Mounting hardware, w/ keys	14-51618
Assy, User Interface, VS1, Complete	14-40550	Vaporsaver™ replacement O-Rings	14-55000